

Orthology Photography Fiction Fishing
Christianity Art Cooking Essays
Buddhism Freemasonry Medicine Biology
Music Ancient Egypt Evolution
Carpentry Physics Dance Geology
Mysticism Fitness Shakespeare
Marketing Confidence
Immortality Biographies Poetry
Psychology Witchcraft Electronics
Chemistry History Law Accounting
Philosophy Anthropology Alchemy Drama
Quantum Mechanics Atheism Sexuality
Personal Health Ancient History Criminal
Entrepreneurship Language Sport
Paleontology Newsweek Islam
Metaphysics Investment Archaeology

Forgotten Books

— www.forgottenbooks.com —

Copyright © 2016 FB &c Ltd.

All rights reserved. No part of this publication may be reproduced, distributed, or transmitted in any form or by any means, including photocopying, recording, or other electronic or mechanical methods, without the prior written permission of the publisher, except in the case of brief quotations embodied in critical reviews and certain other noncommercial uses permitted by copyright law.

AN INTRODUCTION
TO
General Thermodynamics

AN ELEMENTARY TREATISE ON THE
FUNDAMENTAL PRINCIPLES AND
THEIR SIMPLER APPLICATIONS

BY

HENRY A. PERKINS, B.A. (Yale), M.A., E.E. (Columbia)

Professor of Physics at Trinity College, Hartford

FIRST EDITION
FIRST THOUSAND

NEW YORK
JOHN WILEY & SONS
LONDON: CLAPMAN & HALL, Limited
1912

Phys 2439.12



Bowditch fund.

COPYRIGHT, 1912

BY HENRY A. PERKINS

PREFACE

THE writing of this book was originally undertaken as a result of a course of lectures given by the author, at Trinity College, on electro-chemistry and allied subjects, which seemed to demand a preliminary course of thermodynamics, where the general principles should be established, certain useful equations derived, and a few simple applications discussed, as a preparation to the real subject of the lectures. In looking over the field of textbooks in English treating of thermodynamics, in a broad spirit, without especial concentration on the steam-engine, it was a surprise to find none of recent date that could be said to do this in a form simple enough for the average undergraduate. The admirable treatises of Planck and Bryan are written for more advanced students, and could hardly be placed in the hands of those whose knowledge of heat does not extend beyond a general course in physics, and who have but the elementary notions of the calculus. It is for such students that this book is written; those whose training goes about as far as that of the audience Maxwell was addressing in his splendid treatise on heat. In fact that treatise was continually in my mind as I wrote, and I have attempted to put the subject before my readers in a similar spirit, but of course in more modern form, and with the aid of the elementary calculus, which Maxwell did not feel justified in using.

Thermodynamics will always be a difficult subject,

but for some time I have felt that it could be made easier by a treatment in which the mental unripeness of the undergraduate reader should be kept constantly in mind. A book written in such a spirit must follow certain general principles which will be admitted, I think, by every one who has taught the science. For instance, steps in the logical development of an equation or proof should not be omitted, however obvious they may seem to the author. The language used should be as clear and vivid as possible. Concrete illustrations should be largely employed in explaining such inherently difficult conceptions as entropy. Philosophic discussions of a purely theoretical interest, and a multiplicity of equations and symbols, introduced for the sake of absolute generality or mathematical rigor, should be either left out altogether, or only hinted at, as a preparation for a more advanced study of the same ground. Finally, from cover to cover, the text should follow an obvious sequence of ideas arranged along a central thread easily to be seen by the student; so that the various topics discussed should not seem like a disconnected exhibition of mathematical gymnastics, but a logical development of a marvellously systematic science.

In this brief treatise, I have attempted to follow these principles; and further have made no attempt to evolve peculiar or strikingly original methods of presentation; no unusual notation or phraseology has been adopted, and the traditional method of treatment has been followed, whenever it did not seem antiquated or unnecessarily obscure. It is possible that the elimination of the more purely philosophic side of the subject may have left the book a little pedantic and dry; while the

PREFACE

repeated explanation of what will seem to many, obvious steps, may produce an effect of monotony. I hope, however, that these drawbacks will be found justified by increased simplicity, clearness, and directness at which I have constantly aimed. If the attempt has been successful, such a book ought to be of use in preparing a class for a more profound study of thermodynamics from an author like Gibbs. It ought also to be useful as an introduction to all branches of physical chemistry, which can hardly be taught to-day without at least an introduction to thermodynamics. And, thirdly, it could be used, I hope, to advantage, as a short preliminary course, before plunging the technical student into one of the massive treatises on the steam-engine. If used in this way, some portions, such as the paragraphs on the gas thermometer, phase rule, etc., could be omitted to gain time, but even when thus abridged, I believe the book would result in giving the student a firmer grasp of the subject he is to specialize in, because of the wider outlook with which he would face the problems of his profession.

In conclusion I wish to express my grateful appreciation to Professor Lynde P. Wheeler of Yale University for his friendly assistance. His acute criticisms and scholarly suggestions have been of the greatest value to me in the preparation of this book.

TRINITY COLLEGE, HARTFORD,
November 2, 1911.

CONTENTS

	PAGE
PREFACE,	iii
NOTATION,	xv

CHAPTER I

GENERAL HEAT RELATIONS

Definition of the Subject,	1
Other Definitions,	1
Notation,	2
Quantities that Determine a Body's Behavior,	3
Quantities that Determine a Body's Condition,	4
Less than Three Variables,	5
"Heat Capacities,"	5
Expansion of $f(p, v, t)$,	6
Relations between the Thermal Capacities,	8
Significance of the Capacities,	9
Graphic Representation of the Thermal Capacities,	9
Thermo-Elasticity,	11
General Expression for Specific Heat,	13
Slope of Adiabatics,	14
Slope of Isothermals,	15
Comparison of Adiabatics and Isothermals,	16

CHAPTER II

THE FIRST AND SECOND LAWS OF THERMODYNAMICS

Joule's Equivalent,	19
Suppression of J ,	19
Intrinsic Energy,	20

	PAGE
Special Cases,	20
Hydrostatic Pressure,	21
Exact Differentials,	21
Special Case,	22
Closed Cycles,	22
Graphic Representation of U , Q , and W ,	24
Summary,	26
The Second Law of Thermodynamics,	26
Clausius' Statement,	27
Reversible and Irreversible Processes,	28
Reversible and Irreversible Cycles,	29
Carnot's Cycle,	30
Carnot's Principle,	34
Efficiency of a Reversible Cycle,	36
Absolute Temperature Scale	38
Carnot's Function,	39
Efficiency of a Reversible Cycle,	40

CHAPTER III

ENTROPY

Reversibility Defined in Terms of Entropy,	44
Availability,	44
The Measurement of Entropy,	46
Isentropic Lines,	48
Clausius' Extension of Carnot's Principle,	48
Various Forms of the First and Second Laws,	50
Exact Differential,	50
Combination of First and Second Laws,	51
Special Case where T is Constant,	52
Irreversible Cycles,	52
Tendency of the Entropy of a System Toward a Maximum,	54
Thermodynamic Variables,	55
Heat and Work Diagrams,	55
Thermodynamic Potential,	56
Equilibrium and Stability,	58
Available Energy,	59

CHAPTER IV

THERMODYNAMIC EQUATIONS

	PAGE
Maxwell's Relations,	63
Maxwell's First Relation,	63
Maxwell's Second Relation,	64
Maxwell's Third Relation,	64
Maxwell's Fourth Relation,	65
Relations Between the Specific Heats,	66
General Expressions for the Specific Heats,	69
— Equations Involving Thermodynamic Potential,	70

CHAPTER V

PERFECT GASES

Joule's Law,	75
Boyle's Law,	76
Importance of Perfect Gases,	77
Meaning of the Constant R ,	77
Difference of the Specific Heats,	78
Summary of Postulates,	79
Determination of the Capacities,	79
— Determination of U , S , F , and F' ,	80
Thermoelastic Coefficients,	81
Determination of Q During a Transformation,	82
Adiabatic Transformations,	82
Isothermal Transformations,	84
External Work During an Adiabatic Expansion,	84
Change of Temperature During an Adiabatic Expansion,	85
External Work During an Isothermal Expansion,	86
External Work During any Closed Cycle,	86
The Carnot Cycle Using a Perfect Gas,	86
Cycle of Constant Pressures and Constant Volumes,	88
The "Stirling Cycle,"	89
Experimental Determination of C ,	90
Experimental Determination of κ ,	91
Method of Clément and Desormes,	92
Rate of Flow of Gases Under Pressure,	95
Expansion Into a Vacuum,	97
Height of the Atmosphere,	97
Barometric Measurement of Altitudes,	99

CHAPTER VI

REAL GASES

	PAGE
Possibility of Accurately Expressing the Laws of a Real Gas,	102
Van der Waals' Equation,	102
Plotting Van der Waals' Equation,	104
Experimental Verification,	105
Singular Points in the Curve,	106
Critical Point,	108
Comparison with Perfect Gases,	108
Law of Corresponding States,	109
Various Properties of a Van der Waals Body	110
Entropy,	111
Intrinsic Energy,	111
Potential F ,	112
Thermal Capacities,	112
Difference of the Specific Heats,	113
Work Done During an Isothermal Expansion,	114
Work Done During an Adiabatic Expansion,	114
Work Done During a Carnot Cycle,	115
Clausius' Equation,	115
Determination of l ,	117
Determination of the Intrinsic Energy,	118
General Equation for Real Gases,	118
Cooling of Real Gases by Expansion,	119
Experimental Verification,	121
Joule's Experiment,	122
Porous Plug Experiment,	122
Temperature of Inversion,	124
Correction of the Constant Pressure Gas Thermometer,	125
Correction of Constant Volume Gas Thermometer,	128
Cooling of a Clausius Body,	130

CHAPTER VII

CHANGE OF STATE

Definitions,	132
Chemical Potential,	133
The Phase Rule of Gibbs,	134
Various Classifications,	135
Complexes of One Component,	137

	PAGE
Univariant Systems,	138
Latent Heat,	139
Equilibrium of Phase,	140
Potential and Equilibrium,	141
Change in Volume,	143
Change of S and U ,	144
Vaporization,	146
Formulae for Latent Heat of Vaporization,	147
Liquid-Vapor Mixtures,	147
Difference of Specific Heats of Liquid and Vapor,	149
General Expression for Change of Entropy,	150
Specific Heat of Saturated Vapor,	151
Graphic Representation of c' ,	152
Dryness of the Mixture,	153
Critical Value of Dryness,	154
Changes in Dryness During Adiabatic Expansion,	155
Change in Intrinsic Energy,	157
Liquefaction of Gases,	158
Energetics of Saturated Steam,	160
Adiabatic Work,	161
Isothermal Work,	163
Isoenergetic Work,	164
Work by Expansion of Dry Saturated Steam,	164
Carnot Cycle with Saturated Steam,	166
Clausius Cycle,	166
Non-Expansion Cycle,	169
Fusion,	169
Systems of Isothermals,	170
Heat of Fusion,	171
Sublimation,	172
Three-Phase Equilibrium,	172
Critical Temperature,	175
Transformations Near the Triple Point,	175
Kirchoff's Formulae,	175

CHAPTER VIII

THE SOLUTION OF PROBLEMS

General Remarks,	178
Joule's Equivalent,	178
The Perfect Gas Constant R ,	179

	PAGE
Standard Conditions,	180
Characteristic Constants,	181
Problems for Chapter I,	183
The Heat Capacities,	183
Problems for Chapter II,	185
The First and Second Laws of Thermodynamics,	185
Problems for Chapter III,	187
Entropy,	187
Availability,	188
Thermodynamic Potentials,	188
Problems for Chapter IV,	190
Change of State,	190
Heating by Compression,	191
Cooling by Tension,	191
Problems for Chapter V,	192
Fundamental Equation for Perfect Gases,	192
Heat Capacities of Perfect Gases,	194
Entropy, Intrinsic Energy, and Potential,	194
The Thermoelastic Properties of Perfect Gases,	195
Heat of Expansion of Perfect Gases,	195
Adiabatic Expansion,	196
Work Accomplished by Expansion,	197
Available Energy and Efficiency,	197
Change of Temperature During Adiabatic Expansion,	198
Closed Cycles with Perfect Gases,	199
Flow of Perfect Gases Under Pressure,	200
Estimation of Altitudes,	200
Problems for Chapter VI,	201
Van der Waals' Equation,	201
Isothermal Curves,	202
Entropy,	203
Intrinsic Energy,	203
Thermodynamic Potential,	204
Heat Capacities l and h ,	204
Specific Heat at Constant Volume,	204
Thermoelastic Coefficients,	205
Work Done by Expansion,	207
Carnot's Cycle,	208
Clausius' Equation,	208
Cooling by Unresisted Expansion,	209
Problems for Chapter VII,	209

	PAGE
Cooling by Unresisted Expansion,	209
Steam Tables,	210
Calculation of Steam Tables,	210
Entropy and Internal Heat of Fusion,	212
The Effect of Pressure on Fusion and Vaporization,	213
Mixtures of Liquid and Vapor,	214
Specific Heat of Saturated Steam,	214
Total Heat and Dryness of the Mixture,	215
Change of Entropy of the Mixture,	215
Change of Dryness During Adiabatic Expansion,	216
Entropy and Intrinsic Energy of the Mixture,	218
Energetics of Mixtures of Water and Steam,	219
Adiabatic Expansion,	219
Isothermal Expansion,	219
Isoenergetic Expansion,	220
Expansion of Dry Saturated Steam,	220
General "Exponential Expansion,"	221
Closed Cycles,	221
Sublimation Pressure,	222
 TABLES,	 225
INDEX,	235



NOTATION

The following table contains the most important symbols used in this book, with references to the page where each is first defined, and the parallel notation of Peabody, Bryan, Gibbs, and Planck.

Symbol	Name	Reference (page)	Peabody	Bryan	Gibbs	Planck
p	Pressure.....	3	p	p	p	p
V, v	Total volume, specific volume.....	3	v	V, v	v	V, v
Q, q	Quantity of heat.....	3	Q	Q, q	H, Q	Q, q
T	Absolute temperature.....	3	T	T	t	θ
t	Temperature on Centigrade scale.....	3	t	t		t
η	Heat of compression at constant volume	6	n	N		
λ	Heat of compression at constant pressure.....	6	o	M		
C	Specific heat at constant pressure.....	6	c_p	γp	s	c_p
c	Specific heat at constant volume.....	6	c_v	γv	c	c_v

NOTATION

Symbol	Name	Reference (page)	Peabody	Bryan	Gibbs	Planck
h	Latent heat of change of pressure.....	6	m	l_p		
l	Latent heat of change of volume.....	6	l	l_v		
α_v	Coefficient of dilatation at constant volume.....	11	a			
α_p	Coefficient of dilatation at constant pressure.....	11	a	α_p		
E_T	Isothermal modulus of elasticity	11		ϵ_T	e	
E_s	Adiabatic modulus of elasticity.....	11		ϵ_s	e	
γ_T, γ	Isothermal compressibility	12				
γ_s	Adiabatic compressibility	12				
κ	Ratio of specific heats.....	13 and 83	κ	κ		γ
J	Joule's equivalent	19	J	J		J
U, u	Intrinsic energy.....	20	E	U, u	e	U, u
W, w	External work.....	20	W	W, w		$-W$
E	Efficiency.....	34				



THIS PAGE IS LOCKED TO FREE MEMBERS

Purchase full membership to immediately unlock this page



HISTORY

Tens of thousands of important historical sources, many previously unobtainable, are now available for the first time with a Forgotten Books Full Membership.

Unlimited Access
\$8.99/month

Continue

*Fair usage policy applies

NOTATION—Continued.

Symbol	Name	Reference (page)	Peabody	Bryan	Gibbs	Planck
K	Constant of adiabatic expansion.....	83				
π	Molecular pressure in general equation of state..... (also usual significance)	102				
ϕ	Covolume in general equation of state...	102				
a	Van der Waals' pressure constant.....	103		a		a
b	Van der Waals' covolume.....	103		b		b
v_c	Critical volume.....	108		v_c		
T_c	Critical temperature	108		T_c		
p_c	Critical pressure.....	108		p_c		
D	Clausius' pressure constant.....	116		C		
B	Clausius' pressure constant.....	116		B		
ϵ	Clausius' covolume.....	116		a		
X	"Cooling effect" in porous plug experi- ment.....	128		χ		

NOTATION—Continued.

Symbol	Name	Reference (page)	Peabody	Bryan	Gibbs	Planck
μ	Chemical potential.....	133		μ	μ	
H	“Total heat” of saturated steam.....	147	λ			
x	Dryness, or “quality” of saturated steam.....	148 & 153	x	x		
c'	Specific heat of saturated vapor.....	148	h	γ''		h
v'	Specific volume of liquid state.....	149	σ	v'		
v''	Specific volume of saturated vapor	149	s	v''		
μ	Exponent of adiabatic expansion of saturated steam.....	161	η			.
ρ	“Internal heat” of vaporization (also used for density)	163	ρ			



AN INTRODUCTION TO GENERAL THERMODYNAMICS

CHAPTER I

GENERAL HEAT RELATIONS

Definition of the Subject.—Thermodynamics is the science of heat regarded as a form of energy, and its relation to all other forms whether mechanical, chemical, or electrical. It embraces transformations that involve the production, destruction, or transfer of heat, as well as the mechanism by which that transfer is effected. Thus the theories of solutions, thermoelectricity, electrochemistry, radiation, conduction, and convection all come within its scope, although they are not always treated from the thermodynamic standpoint.

Other Definitions.—Certain terms are of such frequent use in thermodynamics that it will be well at once to define the most important before proceeding to discuss the fundamental laws of the science.

Heat is a property of a body known only by its effects. These may be perceived directly by the senses, as when we touch a hot body, and experience the sensation called heat; or indirectly, as when we see the mercury ascend

in a thermometer when the bulb is warmed. Heat is now known to be a form of energy due to the motion of the molecules of the heated body.

Temperature is the thermal state of a body which determines its relative hotness or coldness, and therefore, as will be seen later, determines the direction in which heat will flow between two bodies. It may be regarded as a measure, or consequence of the mean kinetic energy of the molecules that compose the body.

Quantity of Heat.—When a body absorbs heat without the performance of external work, either its temperature rises, or it changes its state of molecular aggregation, or both. The amount of such changes depends on the total quantity of heat added to the body. This quantity may be defined by aid of the rise of temperature when the body is not otherwise altered by the heat. The unit of quantity is the calorie, which is a quantity just sufficient to heat one gram of water from 14.5°C. to 15.5°C. This interval is chosen because it gives the same value to the calorie as the average quantity per degree between 0° and 100° . Quantity of heat may also be defined in terms of energy, or joules, as will be seen later.

Change of State is a transformation involving a rearrangement of the molecular structure of the body, as when ice melts, or water boils.

An Isothermal Change is one during which the temperature remains constant.

An Adiabatic Change is one during which no heat enters or leaves the body.

Notation.—Wherever such a distinction is significant we shall hereafter use the large letters to signify the

whole value of a certain quantity, and the small letters to signify its intensity or specific value. Thus p will denote force per unit area, or pressure; V will denote total volume, v volume per unit mass; referring to quantity of heat, Q will denote the total quantity and q the quantity per unit mass, etc.

As to the temperature it will be understood that T refers to absolute temperature on a scale having 100 degrees between the freezing and boiling points of water under standard atmospheric pressure; t (centigrade) refers also to an absolute scale (independent of the properties of any particular substance), but having a zero at the freezing point of water.

Quantities that Determine a Body's Behavior.—When we begin to examine the effect of heating a body, we notice certain obvious and immediate consequences of such heating, such as rise of temperature, change in volume, etc.; but bodies differ very much with regard to their behavior when heated, and we are thus led to a study of those quantities by which a body's thermal characteristics are determined. A preliminary investigation of such properties may be conducted without making any assumptions as to what heat is, or even postulating any laws as to its behavior. We need only discuss the conditions under which a body receives heat, and the immediate consequence of such heating as regards its external characteristics. This gives rise to the definition of three groups of coefficients, by which a body's behavior may be predicted. They are the calorimetric, thermometric, and thermoelastic coefficients. The first of these groups is concerned with a body's capacity for heat under various circum-

stances, the second with the effects produced in it by changes of temperature, and the third deals with its mechanical properties, such as elasticity, compressibility, etc., with or without transfer of heat.

Quantities that Determine a Body's Condition.—

In order completely to define the state of a body, it is not enough to know its temperature. We must also know certain other quantities, as, for instance, the external pressure acting on its surface, its specific volume, internal energy, etc. Such quantities are clearly variable with the body's state, and are not characteristic coefficients like those discussed in the last paragraph. Now, in order that the relations between these defining variables may be handled without too great difficulty, it has been found necessary to limit the discussion to bodies whose states are completely defined by *three quantities*, and these three quantities must be so related that a determination of any two, which may be chosen as independent variables, enables us to calculate the third. This postulate fortunately is true of an immense number of actual bodies and systems of bodies, and conclusions based on this postulate are therefore true for all such cases.

But it must not be understood that even the majority of cases can be so easily described. The complicated states of living tissues doubtless need many determining quantities to describe them. As a fairly simple illustration of a body that is not completely defined by three variables, we may take an electrified soap-bubble which would only be completely determined if we knew the amount of the charge, the temperature, volume, and pres-



THIS PAGE IS LOCKED TO FREE MEMBERS

Purchase full membership to immediately unlock this page

FORGOTTEN BOOKS

FULL

MEMBERSHIP

797,885 Books!

All you can read

for only

\$8.99/month

Continue

*Fair usage policy applies



three variables must be known to define a body's state, the change effected in it when it is heated must be expressible in terms of two variables and two coefficients characteristic of the particular body examined. These coefficients come under the head of the calorimetric coefficients already discussed, and are known as heat capacities, or thermal capacities. We may thus state the perfectly general relation $dQ = A da + B db$, which expresses the effect of adding dQ joules of heat to the body whose calorimetric properties are defined by the coefficients A and B , and whose state is changed by infinitesimal increments of the variables a and b . Confining ourselves to the three variables already selected, three such equations, taking the variables two and two, are possible. They are:

$$dQ = \eta dp + \lambda dv \quad (2)$$

$$dQ = C dt + h dp \quad (3)$$

$$dQ = c dt + l dv \quad (4)$$

The coefficients η , λ , C , h , c , l are the six capacities, and a large part of the business of thermodynamics is their determination in terms of measurable quantities, and a development of their relations to each other and to various other functions.

Expansion of $f(p, v, t)$.—The equation relating the three fundamental variables may be regarded as a fourth, in addition to the three just set down, and by its aid we may express any one of the six coefficients in terms of the others. To do this $f(p, v, t) = 0$ is expanded as follows: The differential of any one variable of a function involving three, may be expressed in terms of the differentials of the other two thus:

$$\left. \begin{aligned} d p &= \frac{\delta p}{\delta t} d t + \frac{\delta p}{\delta v} d v \quad . \quad . \quad . \quad (a) \\ d v &= \frac{\delta v}{\delta t} d t + \frac{\delta v}{\delta p} d p \quad . \quad . \quad . \quad (b) \\ d t &= \frac{\delta t}{\delta p} d p + \frac{\delta t}{\delta v} d v \quad . \quad . \quad . \quad (c) \end{aligned} \right\} \quad (I)$$

where $\frac{\delta p}{\delta t}$, etc., are partial differential coefficients, assuming the third quantity constant. They might be written $\left(\frac{d p}{d t}\right)_{v=\text{constant}}$ or simply $\left(\frac{d p}{d t}\right)_v$. The geometric meaning

of such equations is that when the body's condition is completely determined by three variables, its various states can be represented by points on a surface having the three variables as co-ordinate axes. It follows that the component of an infinitesimal motion on the surface parallel to any one axis may be taken in two steps each in a plane defined by that

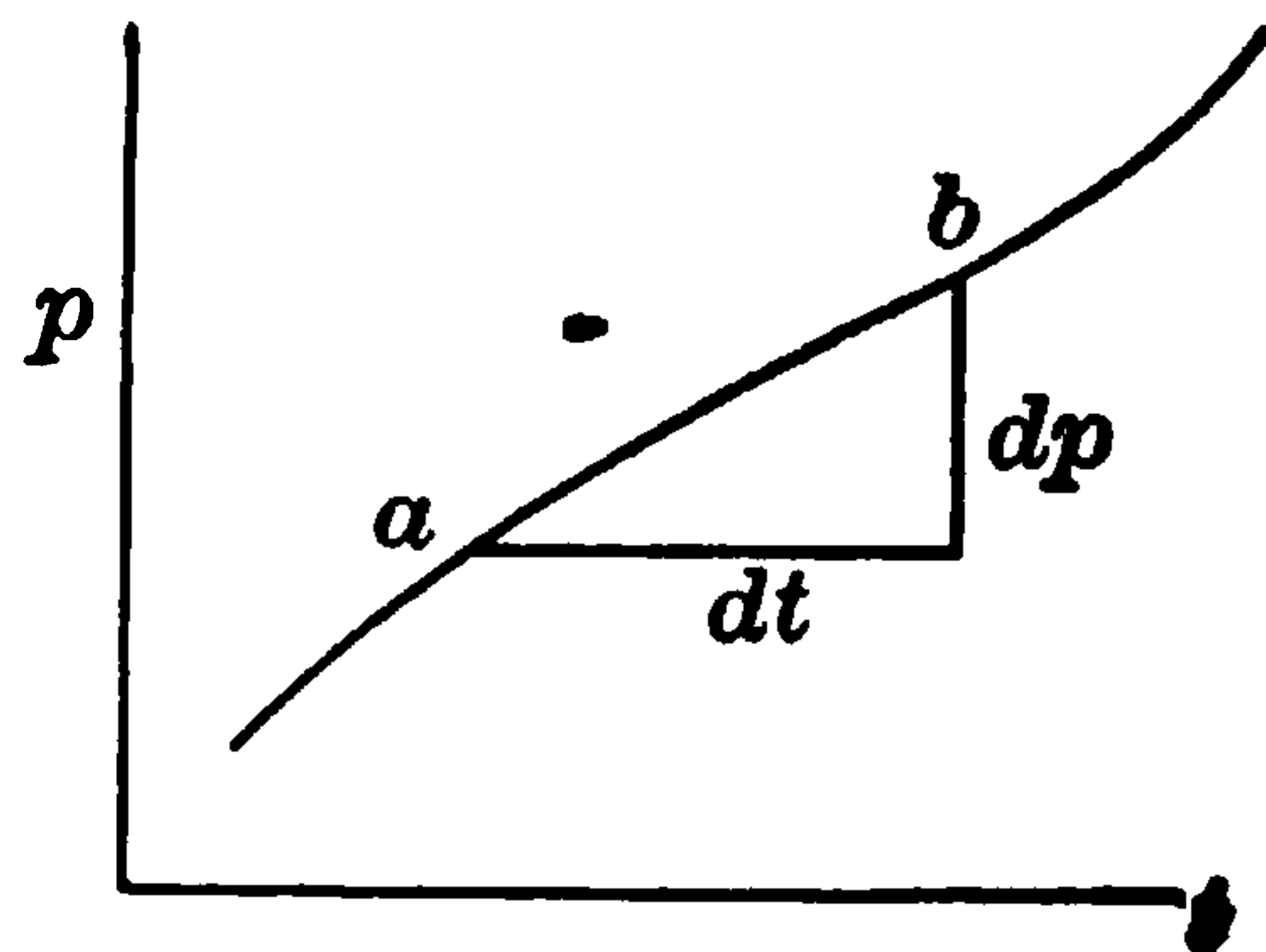


FIG. I.

axis and one of the other two. Thus on the $p t$ plane where v is a constant, if we pass along the projection of the thermodynamic surface from a to b , the component of that motion in the direction of pressures is obviously given by $\frac{\delta p}{\delta t} d t$, while $\frac{\delta p}{\delta v} d v$ expresses a similar step in the $p v$ plane. The equations (a), (b), (c) are simply different expressions of the fundamental relation $f(p, v, t) = 0$; thus there are only four available equations to determine six unknown coefficients; hence at least two of the thermal capacities must be known in order to solve for any one.

Relations Between the Thermal Capacities.—The solution proposed above is readily made. Taking equation (4), for example:

$$d q = c d t + l d v; \quad 2)$$

substitute for $d v$ from its expansion in (b), giving $d q = c d t + l \left(\frac{\delta v}{\delta t} d t + \frac{\delta v}{\delta p} d p \right)$, combining terms of the same variable, $d q = \left(c + l \frac{\delta v}{\delta t} \right) d t + l \frac{\delta v}{\delta p} d p$. But by equation (3),

$$d q = C d t + h d p.$$

Equating the coefficients of like variables, we have

$$C = c + l \frac{\delta v}{\delta t} \text{ and } h = l \frac{\delta v}{\delta p}.$$

The first of these is the more valuable relation, and five other similar ones may be obtained in exactly the same manner. These six equations are:

$$\lambda = l - \eta \frac{\delta p}{\delta v} \quad . \quad . \quad . \quad . \quad . \quad (5)$$

$$\eta = h - \lambda \frac{\delta v}{\delta p} \quad . \quad . \quad . \quad . \quad . \quad (6)$$

$$C = c + h \frac{\delta p}{\delta t} \quad . \quad . \quad . \quad . \quad . \quad (7)$$

$$h = \eta - C \left(\frac{\delta t}{\delta p} \right)_v \quad . \quad . \quad . \quad . \quad . \quad (8)$$

$$l = \lambda - c \frac{\delta t}{\delta v} \quad . \quad . \quad . \quad . \quad . \quad (9)$$

$$c = C - l \frac{\delta v}{\delta t} \quad . \quad . \quad . \quad . \quad . \quad (10)$$

In addition three other relations of the second type are obtainable, and are occasionally useful;

$$\eta = c \frac{\delta t}{\delta p} \quad . \quad . \quad . \quad . \quad . \quad (11)$$

$$\lambda = C \frac{\delta t}{\delta v} \quad . \quad . \quad . \quad . \quad . \quad (12)$$

$$h = l \frac{\delta v}{\delta p} \quad . \quad . \quad . \quad . \quad . \quad (13)$$

Significance of the Capacities.—In order to obtain a clearer idea of the exact significance of the thermal capacities, take equation (3) and suppose the heat dq is added while the pressure is kept constant; then $dq = C dt$, because $dp = 0$, or $C = \left(\frac{dq}{dt}\right)_p$, that is C is the rate at which a body absorbs heat per degree rise of temperature, at constant pressure. This is nothing but the familiar specific heat at constant pressure, so much used in the study of gases. Similarly $c = \left(\frac{dq}{dt}\right)_v$, or the specific heat at constant volume, while $l = \left(\frac{dq}{dv}\right)_T$, which is the specific heat per unit volume at constant temperature, and is thus closely connected to the “latent heat” of such processes as fusion, during which t remains constant. The other quantities, such as $\eta = \left(\frac{dq}{dv}\right)_p$, etc., have no familiar names, but are of great importance in the theory of thermodynamic transformations.

Graphic Representation of the Thermal Capacities.—This is effected by the use of isothermal and adiabatic lines on the pressure-volume diagram. An isothermal

line, as the name implies, represents the relation between the pressure and volume of a body while it undergoes a succession of changes at constant temperature. An adiabatic line represents a similar relation, but on the

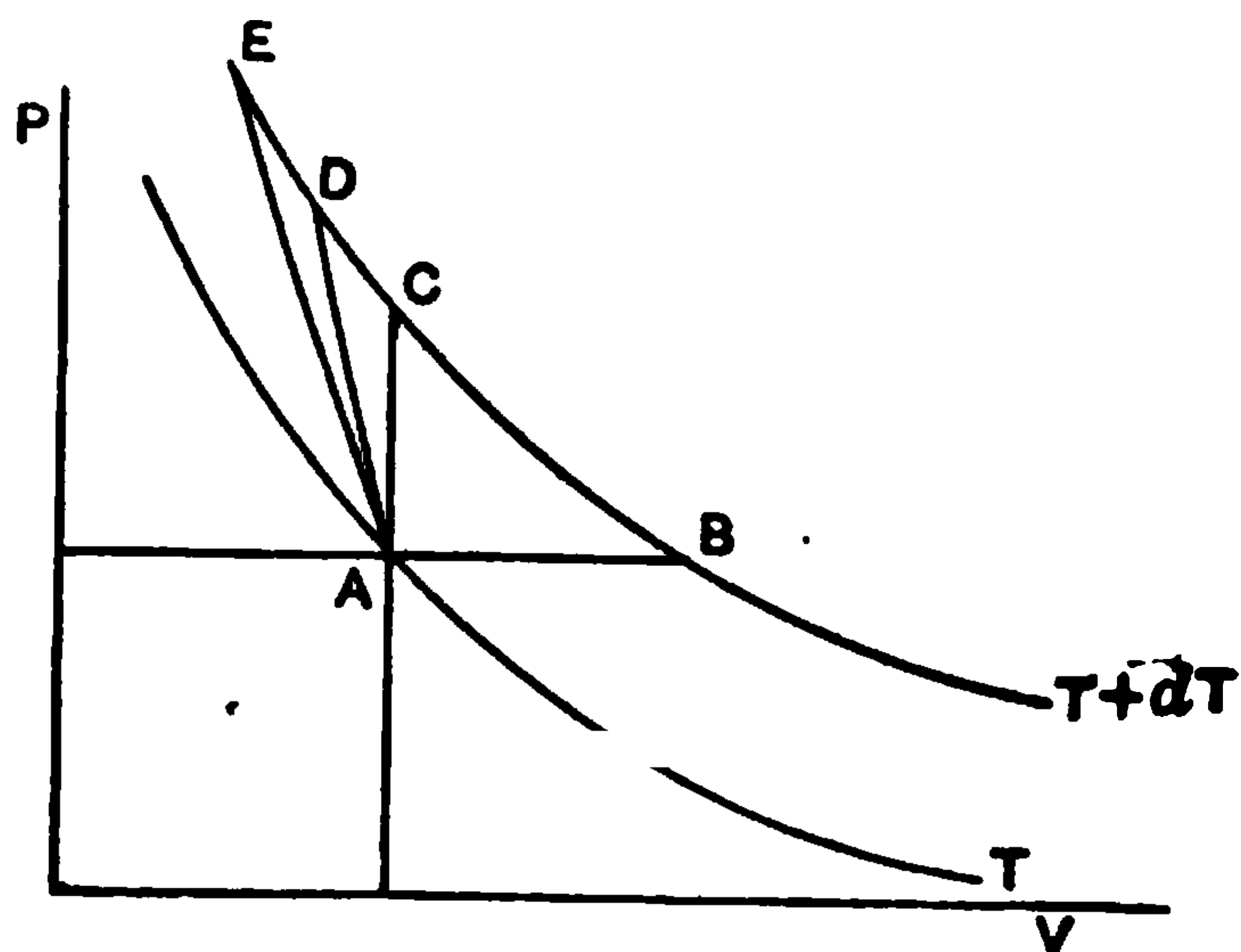


FIG. 2.

condition that no heat enters or leaves the body during the transformation.

Let T and $T + dT$ be two isothermals infinitely close together. Let \overline{AD} be an adiabatic line; let \overline{AB} represent a line of constant pres-

sure, and \overline{AC} one of constant volume, or an *isometric*. The equation of the adiabatic on the $p v$ diagram is obtained by setting $dq = 0$ in equation (2), then $\eta dp + \lambda dv = 0$. In going from A to B , as $dp = 0$, equation (3) becomes $\left(\frac{dq}{dt}\right)_p = +C$, which is the heat absorbed during this *isopiestic* transformation. In going from A to C , $\left(\frac{dq}{dt}\right)_v = +c$, which is always smaller than C ; and from A to D , we have $\left(\frac{dq}{dt}\right)_q = 0$, since no heat is either absorbed or rejected. Thus as we pass from A to points farther and farther to the left, the specific heat $\frac{dq}{dt}$ continually diminishes, and becomes zero when the adiabatic AD is followed, but if we pass to a point E still farther to the left, $\frac{dq}{dt}$ must become negative, which means that

heat is taken from the body during such a transformation. More useful expressions for $\frac{d q}{d t}$, and a discussion of the slope of both isothermals and adiabatics will be taken up farther on,—but enough has been said to give a fairly clear conception of the meaning and importance of the thermal capacities.

Thermo-Elasticity.—Instead of expressing a transformation with reference to the heat absorbed or rejected by the body or system of bodies, we may take account of the change in volume or pressure as the principal effects, thus giving rise to thermometric and thermo-elastic equations.

Let α_v = the coefficient of dilatation of the substance at constant volume. At the pressure p , by definition

$$\alpha_v = \frac{1}{p} \left(\frac{d p}{d t} \right)_v$$

Let α_p = the coefficient of dilatation at constant pressure. At the volume v , by definition,

$$\alpha_p = \frac{1}{v} \left(\frac{d v}{d t} \right)_p$$

Let E_T = the modulus of elasticity at constant temperature. By definition

$$E_T = - v \left(\frac{d p}{d v} \right)_T,$$

in which the minus sign indicates that increasing pressures are associated with decreasing volumes.

Let E_s = the modulus of elasticity when the change in volume takes place adiabatically. Then by definition

$$E_s = - v \left(\frac{d p}{d v} \right)_s,$$

Further denote the reciprocal of E_T by γ_T , or simply by γ , then $\gamma = \frac{1}{E_T}$, and the reciprocal of E_s by γ_s , these quantities being the isothermal and adiabatic compressibilities respectively.

Now we have already seen that in general

$$\begin{aligned} dv &= \frac{\delta v}{\delta p} dp + \frac{\delta v}{\delta t} dt, \text{ dividing by } v \\ \frac{dv}{v} &= \frac{\delta v}{v \delta p} dp + \frac{\delta v}{v \delta t} dt, \text{ or} \\ \frac{dv}{v} &= -\gamma dp + \alpha_p dt. \quad . \quad . \quad . \quad (14) \end{aligned}$$

If v is constant, then $-\gamma dp + \alpha_p dt = 0$, hence

$$\left[dt = \frac{\gamma}{\alpha_p} dp \right]_v \quad . \quad . \quad . \quad (15)$$

If p is constant, then $\left[\frac{dv}{v} = \alpha_p dt \right]_p$, or

$$\left[dt = \frac{dv}{\alpha_p v} \right]_p \quad . \quad . \quad . \quad (16)$$

But by definition $\alpha_v = \frac{1}{p} \left(\frac{dp}{dt} \right)_p$, hence combining with

(15) and remembering that $\gamma = \frac{1}{E_T}$ we obtain

$$\alpha_v = \frac{\alpha_p E_T}{p} \quad . \quad . \quad . \quad (17)$$

Another valuable relation which connects E_s with E_T is derived as follows: When no heat enters or leaves the body, $dq = 0$, and equation (2) gives $[\eta dp = -\lambda dv]$,

$$\text{or } \left(\frac{dp}{dv} \right)_s = -\frac{\lambda}{\eta}$$



THIS PAGE IS LOCKED TO FREE MEMBERS

Purchase full membership to immediately unlock this page



HISTORY

Tens of thousands of important historical sources, many previously unobtainable, are now available for the first time with a Forgotten Books Full Membership.

Unlimited Access
\$8.99/month

Continue

*Fair usage policy applies

But the total differential is equal to the sum of the two partial differentials or $d t = \delta t_1 + \delta t_2$, hence

$$d t = \frac{\delta v}{\alpha_p v} + \gamma \frac{\delta p}{\alpha_p}$$

thus giving the specific heat

$$\frac{d q}{d t} = \frac{C \frac{\delta v}{\alpha_p v} + \frac{c \gamma \delta p}{\alpha_p}}{\frac{\delta v}{\alpha_p v} + \gamma \frac{\delta p}{\alpha_p}} = \frac{\frac{C}{\alpha_p v} + \frac{c \gamma}{\alpha_p} \frac{\delta p}{\delta v}}{\frac{1}{\alpha_p v} + \frac{\gamma}{\alpha_p} \frac{\delta p}{\delta v}} \quad (19)$$

This is a homogeneous function in $\delta p / \delta v$ and can always be solved if the various coefficients are known.

Other general equations for the specific heats like (18) can also be obtained as follows: taking equation (3) or $d q = C d t + h d p$, substitute the value of h obtained from (7), and divide by $d t$, giving

$$\frac{d q}{d t} = C - (C - c) \frac{\delta t}{\delta p} \frac{d p}{d t}$$

but from (15) $\frac{\delta t}{\delta p} = \frac{\gamma}{\alpha_p}$ hence

$$\frac{d q}{d t} = C - (C - c) \frac{\gamma}{\alpha_p} \frac{d p}{d t} \quad (20)$$

Similarly starting with (4) it is easy to derive

$$\frac{d q}{d t} = c + (C - c) \frac{\delta t}{\delta v} \frac{d v}{d t}$$

and this reduces to

$$\frac{d q}{d t} = c + (C - c) \frac{d v}{v \alpha_p d t} \quad (21)$$

Slope of Adiabatics.—By the aid of the thermoelastic equation (18) we may examine the relative steepness of

isothermals and adiabatics on the $p v$ diagram. Thus:

$$d q = C \frac{d v}{\alpha_p v} + \frac{c \gamma}{\alpha_p} d p$$

but if the curve is an adiabatic, $d q = 0$ and

$$C \frac{d v}{\alpha_p v} = - \frac{c \gamma}{\alpha_p} d p, \text{ hence } \frac{d p}{d v} = - \frac{C E_T}{v c}$$

which is the tangent to an adiabatic at any point determined by v . Since there is one such tangent for each value of v , it follows that a line of constant pressures must cut an infinite number of adiabatics, none of which can intersect. When C , c , and γ are all positive, $d p/d v$ is negative, and the curve is like the adiabatic $A D$ in Fig. 2.

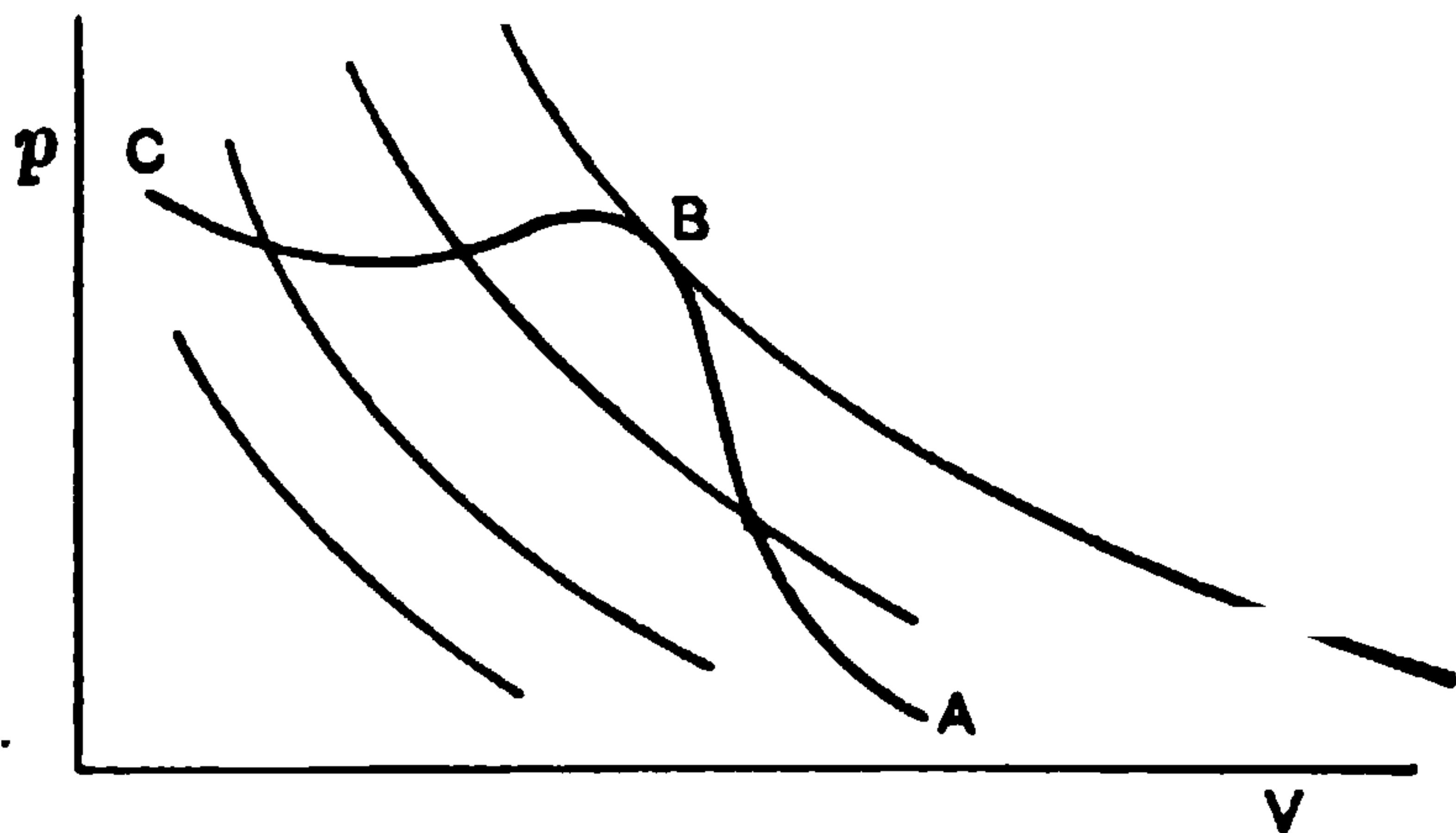


FIG. 3.

As has already been pointed out, if we move from one adiabatic toward another higher in the series, as from A to any other point to the right of D , heat must be added, but, descending the scale of adiabatics, heat must be withdrawn to effect the transformation. Thus if the $p v$ surface be mapped out in a series of adiabatic lines, we can tell at a glance whether any assigned path involves a gain or a loss of heat. For instance, if the system of similar curves in the figure (3) are adiabatics, then a body whose pressure and volume vary according to the curve $A B C$ will be absorbing heat from A to B , and rejecting it from B to C .

Slope of Isothermals.—In this case take equation

(14), $\frac{dv}{v} = -\gamma dp + \alpha_p dt$, by transposing, $dt = \frac{\gamma}{\alpha_p} dv + \frac{dp}{\alpha_p v}$, but $dt = 0$ for an isothermal change, hence $\left(\frac{dp}{dv}\right)_T$

$$= -\frac{E_T}{v}, \text{ which is}$$

the tangent to an isothermal for an value of v . Thus it is evident that the $p-v$ diagram may also be mapped out in a system

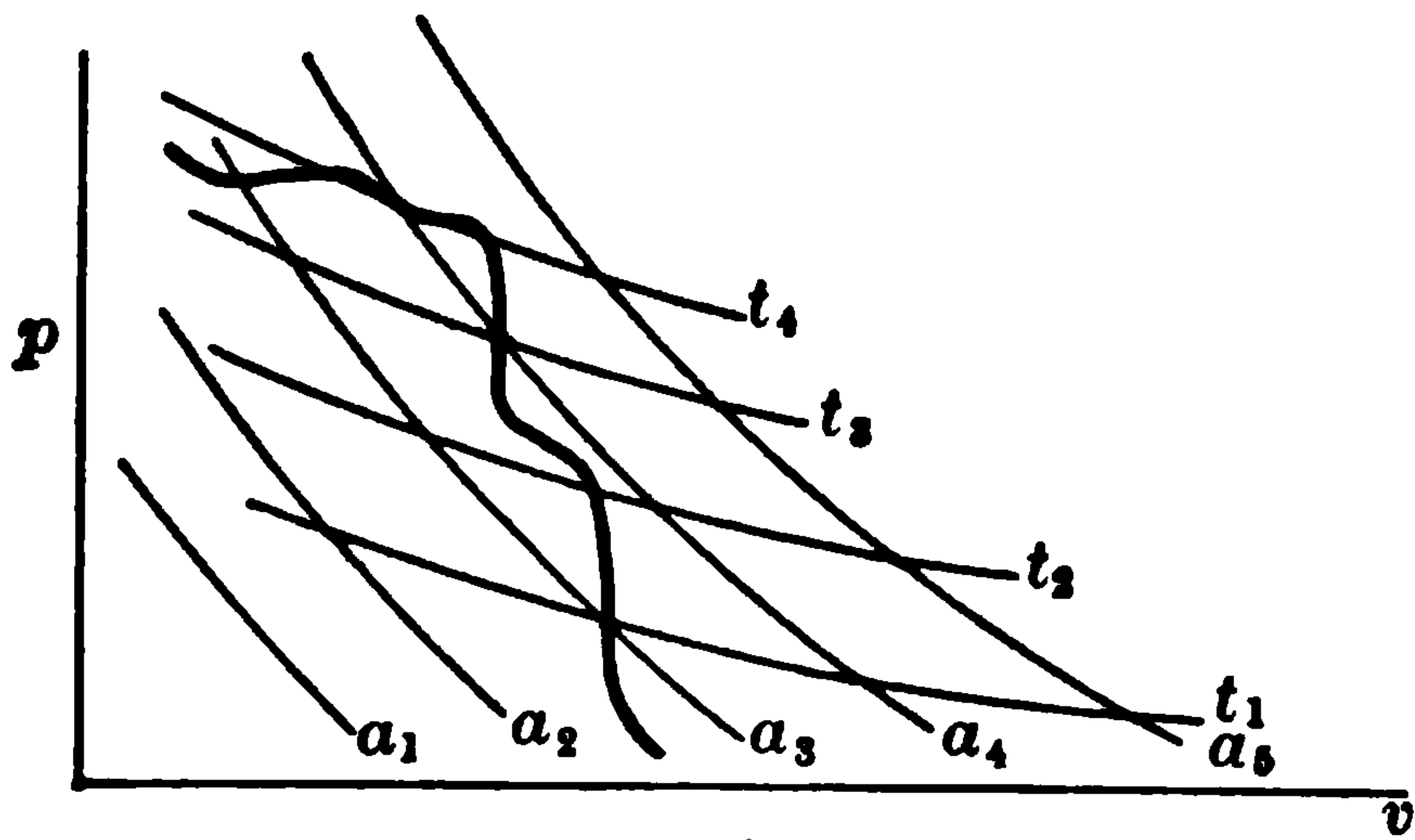


FIG. 4.

of isothermals in an ascending scale of temperatures, none of which intersect, as was true also of the adiabatics.

Comparison of Adiabatics and Isothermals.—The ratio of the slope of the adiabatic to that of the isothermal for the same value of v is

$$-\frac{C E_T}{v c} \bigg/ -\frac{E_T}{v} = \frac{C}{c}.$$

But it is known that $C > c$ both from experiment and theory, hence

$\frac{C}{c} > 1$, which means

that the adiabatic lines are steeper than the isothermals. We may now map out our plane with a net-

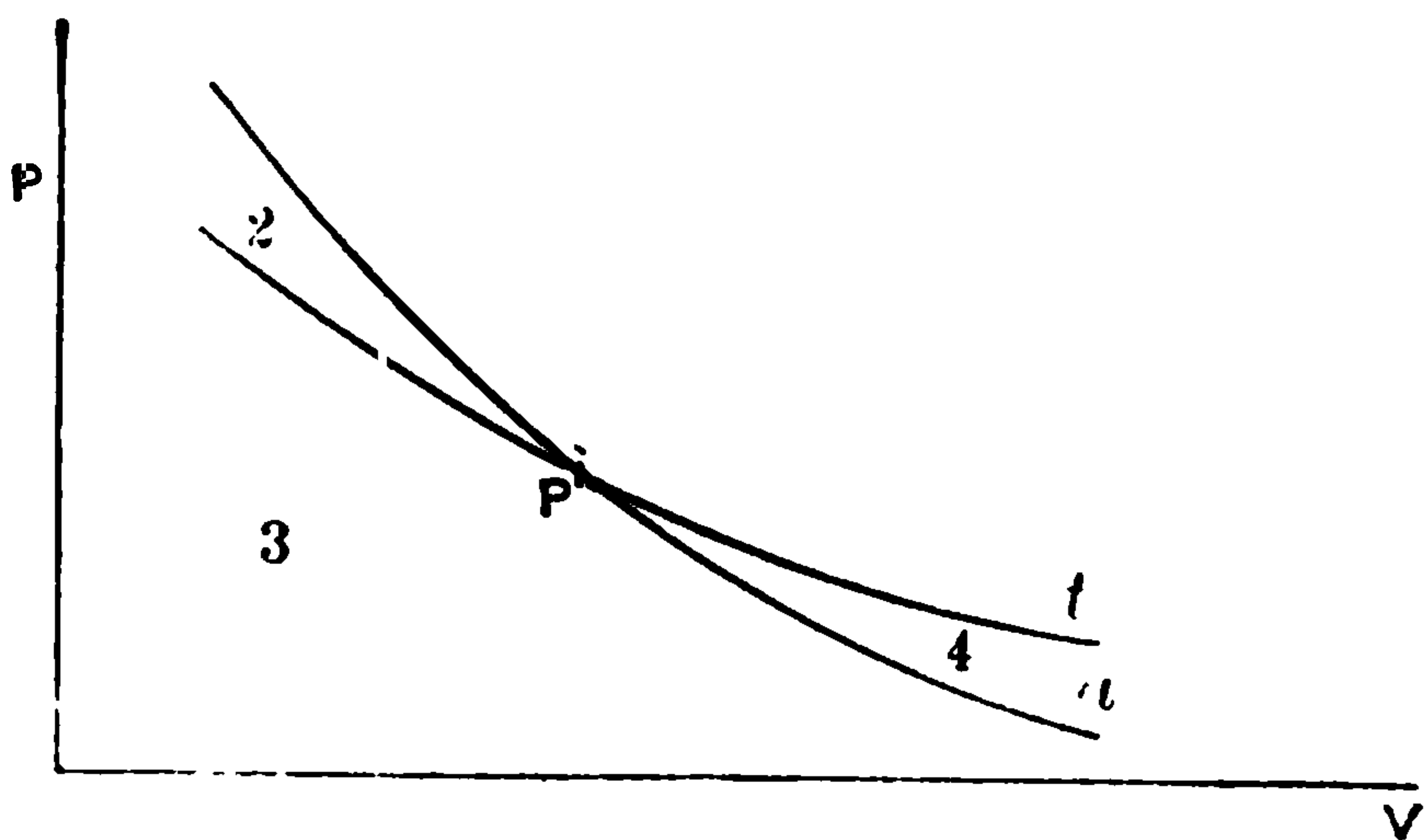


FIG. 5.

work of isothermals and adiabatics, and find by the course of any path whether a body is gaining or losing

heat, or gaining or losing temperature, at any point along the transformation so represented. Thus in Fig. 4, the curves t, t, t are isothermals and a, a, a are adiabatics. A transformation that carries us from an isothermal toward one higher in the scale obviously means an increase of temperature, and if the slope of such a transformation is also greater than that of the adiabatic at the same point, there will be an absorption of heat at the same time. But if the curve representing the transformation has a slope between that of the isothermal and the steeper adiabatic, then the temperature is increasing while the body rejects heat. // The various cases may be illustrated thus: starting from the point P , on Fig. 5, if we move into

the region 1, $d q > 0, d t > 0$
 the region 2, $d q < 0, d t > 0$
 the region 3, $d q < 0, d t < 0$
 the region 4, $d q > 0, d t < 0$

CHAPTER II

THE FIRST AND SECOND LAWS OF THERMODYNAMICS

IN order to extend our field of inquiry to cover the relations between heat and work, it becomes necessary to make some assumptions concerning the nature of heat.

Without going into the long series of experiments that led up to the modern view, it will be sufficient to say that, as a consequence of the overwhelming mass of evidence, heat is now known to be a form of energy, and the first law of thermodynamics is a statement of this principle; or that heat and work are transformable into each other, and that when such a transformation takes place, *there is an exact proportionality between the energy of the kind that disappears, and the energy of the other kind that is produced at its expense*. It is really a special case of the law of the conservation of energy which states that the total amount of energy in the universe is constant, and that it is only possible to effect *transformations* between the various forms in which that energy may exist. The first law, however, really goes further, for we know from the data that proved this law, that mechanical work can be *entirely* converted into heat. As to *how much* heat can be converted into work, we are unable to say from data offered as evidence of the truth of the first law, which only affirms that when such a transformation does take place the proportionality still holds true.

Joule's Equivalent.—The numerical constant connecting heat energy as expressed in calories, and mechanical energy as expressed in joules, is known as “Joule's Equivalent,” although it has been much more accurately measured since Joule's classic determination in 1843. Possibly the most accurate of recent determinations is that of Reynolds and Moorby, 1898, giving 4.1845 as the value of this constant, to be designated by the letter J . Taking account of various other observers, however, 4.185 is considered a better value. The meaning of this quantity is that one calorie of heat is equivalent ^{*} to 4.185 joules of mechanical energy. Thus if Q units of heat are converted into work, we may write $J Q = W$, where Q is expressed in calories, W in joules, and J is the constant of proportionality, or Joule's equivalent.

Suppression of J .—In what follows J will not always be introduced in the analytic development of thermodynamic relations; for, being merely a numerical constant of zero dimensions, it is readily reduced to unity by a suitable choice of either of the systems of units. Therefore if heat is measured in joules instead of calories, $J = 1$, and the first law of thermodynamics may be written $Q = W$ instead of $J Q = W$, where Q is measured in calories. It is only when one wishes to make numerical computations that it is necessary to express heat in calories. This is because the experimental values of the calorimetric constants are all referred to the calorie as the unit of heat, rather than to the joule; but in any equation it is easy to distinguish between such terms, and those that are measured in units of work, and they are readily reduced to a common scale by properly introducing J into the equation.

** Of course J depends upon the definition chosen the calorie*

Intrinsic Energy.—According to the first law, when heat is converted into work, the work done is proportional to the heat that disappears in doing it. This does not mean, however, that all the heat supplied to a body can be converted into work; in fact this is never the case, and a portion of the heat supplied is concerned with raising the temperature of the body, or changing its molecular structure, or both. The changes thus produced in a body which do not result in external work are said to change its *intrinsic energy*. Intrinsic energy, therefore, is the energy a body contains by virtue of its temperature and molecular structure, or the sum of its internal kinetic and potential energies. This quantity will be denoted by U and u , according to whether the whole body is meant, or only a gram mass.

Whenever heat is supplied to a body the preceding principle is expressed by the perfectly general and fundamental equation,

$$dQ = dW + dU \quad . \quad . \quad . \quad (22)$$

or the heat added is equal to the sum of external work done and the change in intrinsic energy.

The sign of dQ is positive when the body or system considered receives heat; dW is positive when the system performs external work, and is negative when work is done upon it; dU is positive when there is a gain in intrinsic energy.

Special Cases.—This equation has three special cases.

(a) When the final state of the body is the same as its initial state. Then $dQ = dW$, which means that all the heat has been converted into work—a result impossible in practice.

dQ can equal dW , but only when final state is not the same as initial state, - as in



THIS PAGE IS LOCKED TO FREE MEMBERS

Purchase full membership to immediately unlock this page

FORGOTTEN BOOKS

FULL

MEMBERSHIP

797,885 Books!

All you can read

for only

\$8.99/month

Continue

*Fair usage policy applies



sidered. In other words we must know the path followed in order to evaluate the integral $\int_{v_1}^{v_2} p \, dv$; hence $d w$ is not an exact differential.

However, $d U$ (and, of course, $d u$) is an exact differential, because the intrinsic energy of a body depends on its molecular condition only, and is independent of the manner in which that energy was gained, hence, if we know the intrinsic energy corresponding to two different states of the same body, their arithmetical difference is the energy gained regardless of the path followed; *i.e.*, $\int d U = U_2 - U_1$ which is the property of an exact differential. But since $d U$ is exact, while $d W$ is not, $d Q$ cannot be exact either, as is readily seen from equation (22).

Special Case.—There is, however, one special case in which $d Q$ may become an exact differential. This is when $d W = 0$, or a process during which no external work is done. Then $d Q = d U$, and it must then be exact since $d U$ is so always.

Closed Cycles.—If we perform a closed cycle of operations on any body; that is, bring it back to its initial state, then $\int d U = 0$ taken around the cycle; hence $\oint d Q = \oint d W$. This equation indicates that any closed cycle of operations may serve as a means to

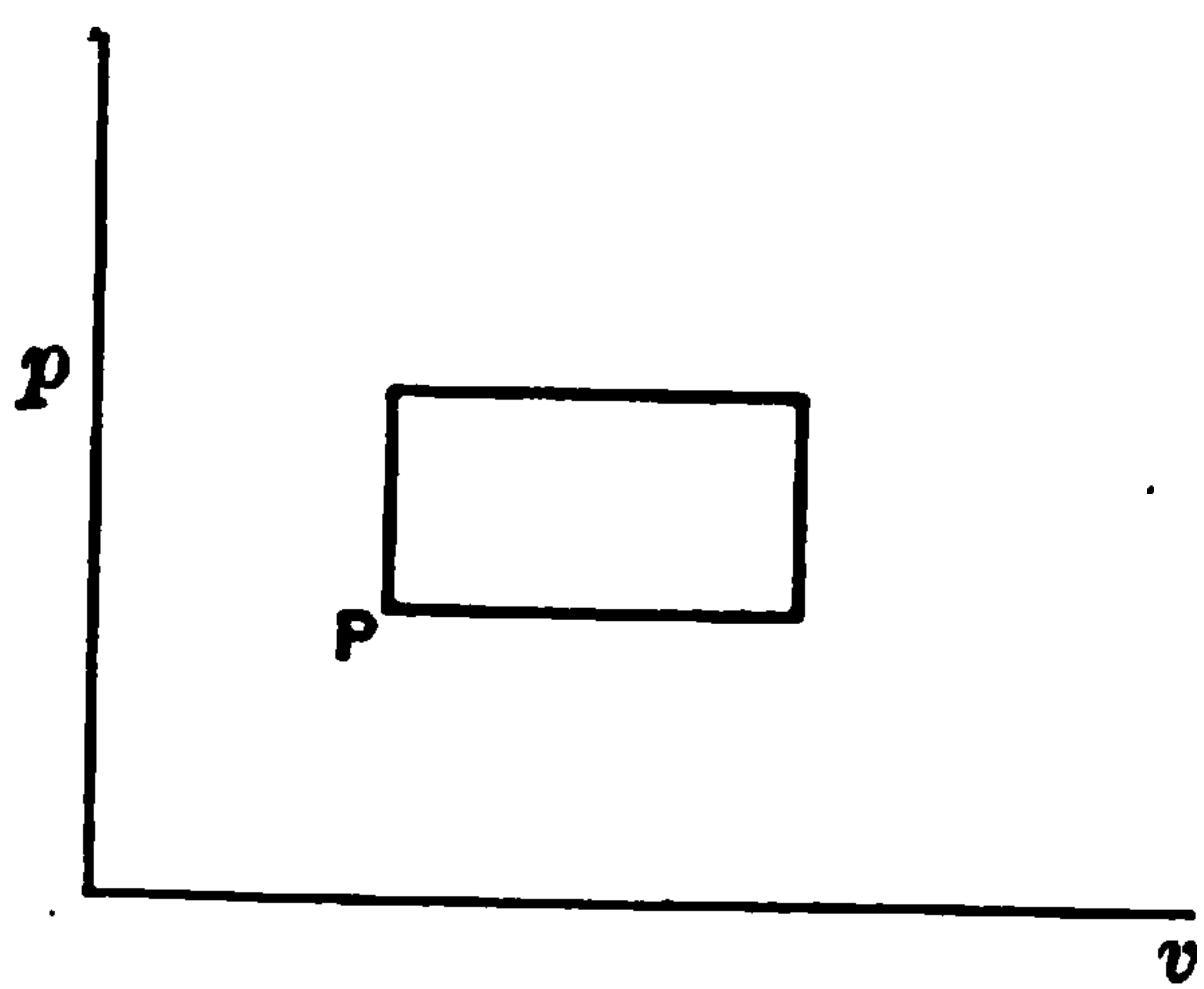


FIG. 6.

evaluate J provided $\int d w = J \int d q$ can be measured over the cycle. Certain simple cycles may be used as

an illustration of this principle, and as a means of deriving several useful equations. For instance, suppose we start at the point P and perform an infinitesimal rectangular cycle in a clockwise direction. Then, in general $d q = \eta d p + \lambda d v$ where η and λ are the capacities at the point P . Hence, during the first step, at constant volume,

$$d q_1 = \eta d p$$

during the second step, at constant pressure,

$$d q_2 = \left(\lambda + \frac{\delta \lambda}{\delta p} d p \right) d v$$

during the third, at constant volume,

$$d q_3 = - \left(\eta + \frac{\delta \eta}{\delta v} d v \right) d p$$

and during the fourth, at constant pressure,

$$d q_4 = - \lambda d v$$

In addition, we have

$$d w = d p d v = J d q$$

Summing up over the cycle,

$$\Sigma d q = \left(\frac{\delta \lambda}{\delta p} - \frac{\delta \eta}{\delta v} \right) d p d v$$

or

$$J \left(\frac{\delta \lambda}{\delta p} - \frac{\delta \eta}{\delta v} \right) = 1 \quad . \quad . \quad . \quad (23)$$

from which J could be calculated if the partial derivatives are known.

A similar process may be pursued, using a cycle bounded by isothermals and lines of constant volume. In this case, any change in q is given by $d q = c d t +$

$l dv$, where either v or t is constant. The four infinitesimal changes are:

at constant volume $d q_1 = c dt$

at constant temperature $d q_2 = \left(l + \frac{\delta l}{\delta t} dt \right) dv$

at constant volume $d q_3 = - \left(c + \frac{\delta c}{\delta v} dv \right) dt$

at constant temperature $d q_4 = - l dv$

therefore $\Sigma d q = \left(\frac{\delta l}{\delta t} - \frac{\delta c}{\delta v} \right) dv dt$.

But the area of the cycle is given by $dv \frac{\delta p}{\delta t} dt = d w = J d q$, hence $J \left(\frac{\delta l}{\delta t} - \frac{\delta c}{\delta v} \right) dv dt = dv \frac{\delta p}{\delta t} dt$, or

$$J \left(\frac{\delta l}{\delta t} - \frac{\delta c}{\delta v} \right) = \frac{\delta p}{\delta t} \quad (24)$$

A third case is when the cycle is bounded by isothermals and lines of equal pressure, which, by an exactly similar process, yields

$$J \left(\frac{\delta h}{\delta t} - \frac{\delta C}{\delta p} \right) = - \frac{\delta v}{\delta t} \quad (25)$$

Graphic Representation of U, Q, and W.—The integrals of the change of intrinsic energy, the heat absorbed (or rejected), and the work done during any transformation can be represented graphically, as Rankine has shown, in the following manner:

Suppose we carry a body from A to B following any path. The external work $\int^B d W$ is clearly given by the area $A B b a$ which is the integral of $p dv$ over the path $A B$. The total intrinsic energy at A is represented by the area enclosed between an adiabatic $A \alpha$ produced

until it touches the v axis, and the axis itself; because if such a body expanded adiabatically until the pressure were zero, it would have expended all its intrinsic energy in external work, and no more work would be possible at a point where $p = 0$. Similarly the total intrinsic energy at B is represented by the total area between the

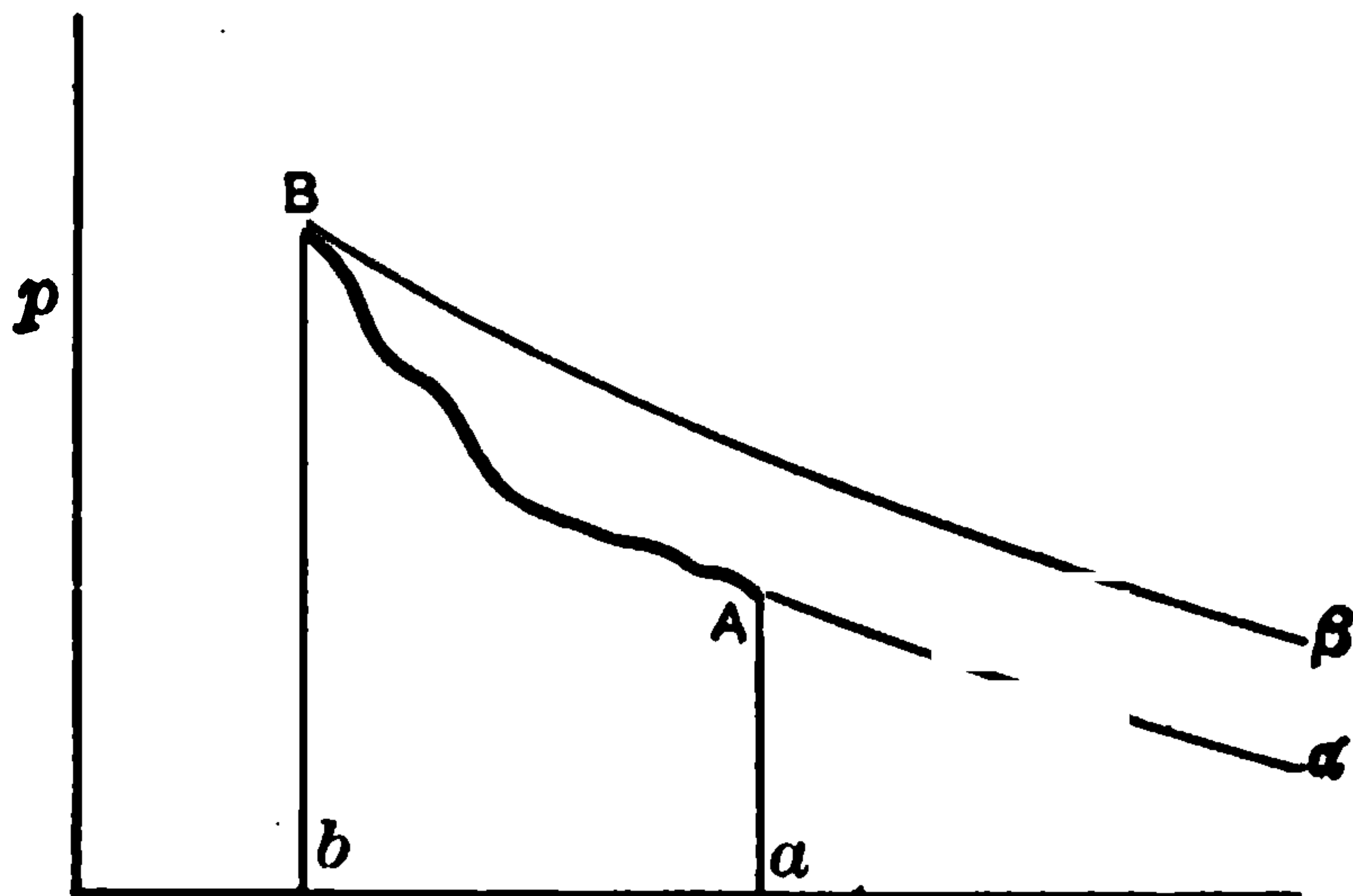


FIG. 7.

adiabatic $B\beta$ and the v axis; hence the gain in intrinsic energy in passing from A to B is $\int_A^B dU = U_B - U_A$ and is represented by the area $\beta B b a A \alpha$. Thus, because, as we moved from A to B , there has been a gain in the intrinsic energy, dU is positive. Also, since we moved from large to smaller volumes, and from low to higher pressures, it is evident that the body was compressed; hence dW is negative. Finally $\int dQ = -\int dW + \int dU =$ area $A B \beta \alpha$, which means that heat was added to the body simultaneously with the compression, and both causes united to increase the intrinsic energy.

If the direction had been from B to A it would mean that positive work proportional to $b B A a$ had been done at the expense of intrinsic energy, and heat, proportional to $\alpha A B \beta$ had been taken from the body. Similarly we might study the case when AB slopes the other way (see Fig. 8). Now, in passing from A to B , positive work would be done by the body by virtue

of its expansion against an increasing pressure. There would also be a gain in intrinsic energy, and heat would have to be added to the body. Or, if we go from B to A , all these three quantities would be negative. The

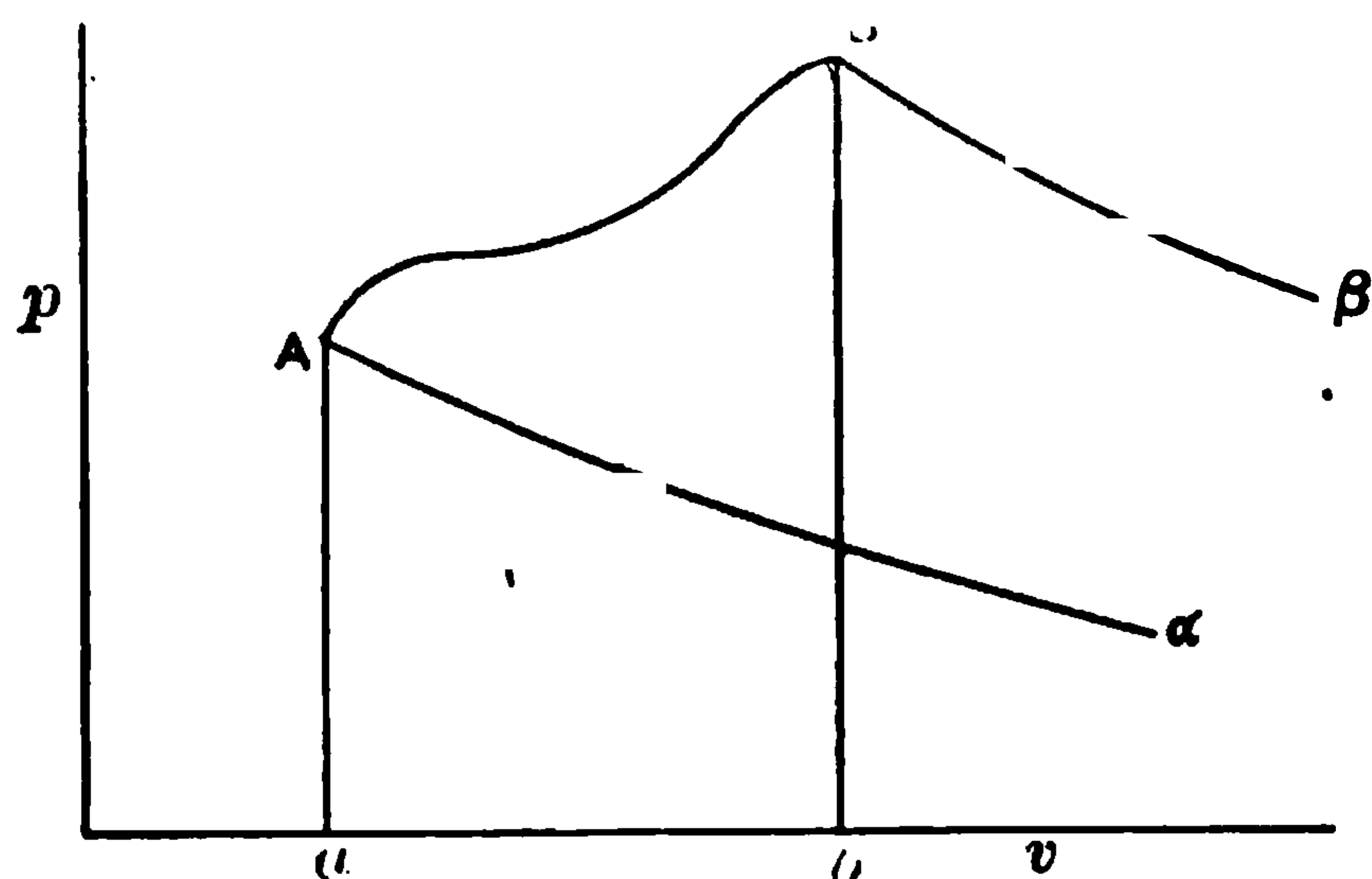


FIG. 8.

representation by areas in this case, however, is not so clear owing to their overlapping.

Summary. — We have so far made but two assumptions that are not inherent in all mathematical

discussions; the fundamental assumption of the conservation of energy, and, the assumption that the state of the body is completely defined by three quantities of which two are independent variables. So far we have chosen p , V and t as these quantities. This was, however, not necessary. We might have chosen p , V and U instead, and t could have been represented as an area, just as we have represented U . In the succeeding chapters other quantities will be defined that may also be taken as independent variables.

THE SECOND LAW OF THERMODYNAMICS

We have already seen that the First Law of Thermodynamics says nothing as to the amount of a given quantity of heat it is possible to convert into work. In order to arrive at a definite conclusion on this point, it will be necessary to make one more fundamental postu-

late with regard to heat. The Second Law of Thermodynamics (as this postulate is called) is concerned with the behavior rather than the nature of heat. It may be stated in a variety of ways, but the one that presents it most vividly to the mind, though not historically the first to be formulated, will be given here.

Clausius' Statement.—This clearest statement is due to Clausius who announced that—"It is impossible for a self-acting machine, unaided by any external agency, to convey heat from one body to another at a higher temperature." This might be paraphrased thus: heat cannot flow unaided from a colder to a hotter body, but it tends invariably to seek lower levels of temperature.

The second law rests on our experience for its verification, but, unlike the first, it cannot be said to be derived from direct experiment; however, its acceptance has never led to incorrect conclusions, it has always been verified indirectly by experiment, and we are therefore bound to consider it as proved, even if it cannot be rigorously established either by *a priori* reasoning or direct experiment. Boltzman and Gibbs, indeed, have shown as a result of statistical methods that such a generalization is legitimate, considering that we deal with matter in large aggregations of molecules. In the same way it would be legitimate to formulate vital statistics as laws, provided we are dealing with a community numbering many millions, but in a village of a few hundred inhabitants, we should not be justified in so doing. From Clausius' statement of the Second Law, we can derive it in another form, called "Carnot's Principle," although really Carnot preceded Clausius in his formulation of this principle; and in Carnot's

form we shall find an answer to the question as to the availability of heat for the performance of useful work. Before proceeding, however, to obtain Carnot's principle, it will be necessary to make some preliminary definitions, and describe "Carnot's Cycle."

Reversible and Irreversible Processes.—Whenever a certain succession of changes is made in the conditions that affect a body, that body will, in general, experience a corresponding succession of effects. Now, if the causal changes are reversed and produced in inverse order, and if the resulting effects are also followed through in inverse order, thus bringing the body back to the exact condition from which it started, by the same path retraced, then the process is said to be a reversible one. As an example of an approximately reversible process we may consider stretching a long helical spring, and then allowing it to return to its original form.

If, however, when we wish to return the body to its original condition, we are unable to do so by a succession of changes exactly similar to the original, the process is irreversible. An extreme case would be the explosion of a charge of gunpowder, when the resulting gases cannot be brought back to the original form at all. But there are many irreversible processes where the original state can be recovered, though by a different path. This is true of all actual approximations to reversible processes, for friction always enters in and destroys complete reversibility. For instance, in the case of the helical spring cited above, as a result of the stretching an imperfectly elastic body, a minute amount of heat will be developed and dissipated, which is not returned to the



THIS PAGE IS LOCKED TO FREE MEMBERS

Purchase full membership to immediately unlock this page



HISTORY

Tens of thousands of important historical sources, many previously unobtainable, are now available for the first time with a Forgotten Books Full Membership.

Unlimited Access
\$8.99/month

Continue

*Fair usage policy applies

ing the cold feed water by mixing it with the hot water already in the boiler is an essentially irreversible process.

We have, then, cycles which may be made almost perfectly reversible, and others that involve an irreversible transformation, and are, therefore, irreversible cycles.

Carnot's Cycle.—In proving his principle, Carnot made use of an imaginary engine, performing a particular cycle of operations, which has been named after him,

“the Carnot cycle.” It is by no means the only reversible cycle approximately obtainable in an engine—in fact there are others more readily obtained—but because of its simplicity it is usually chosen to illustrate

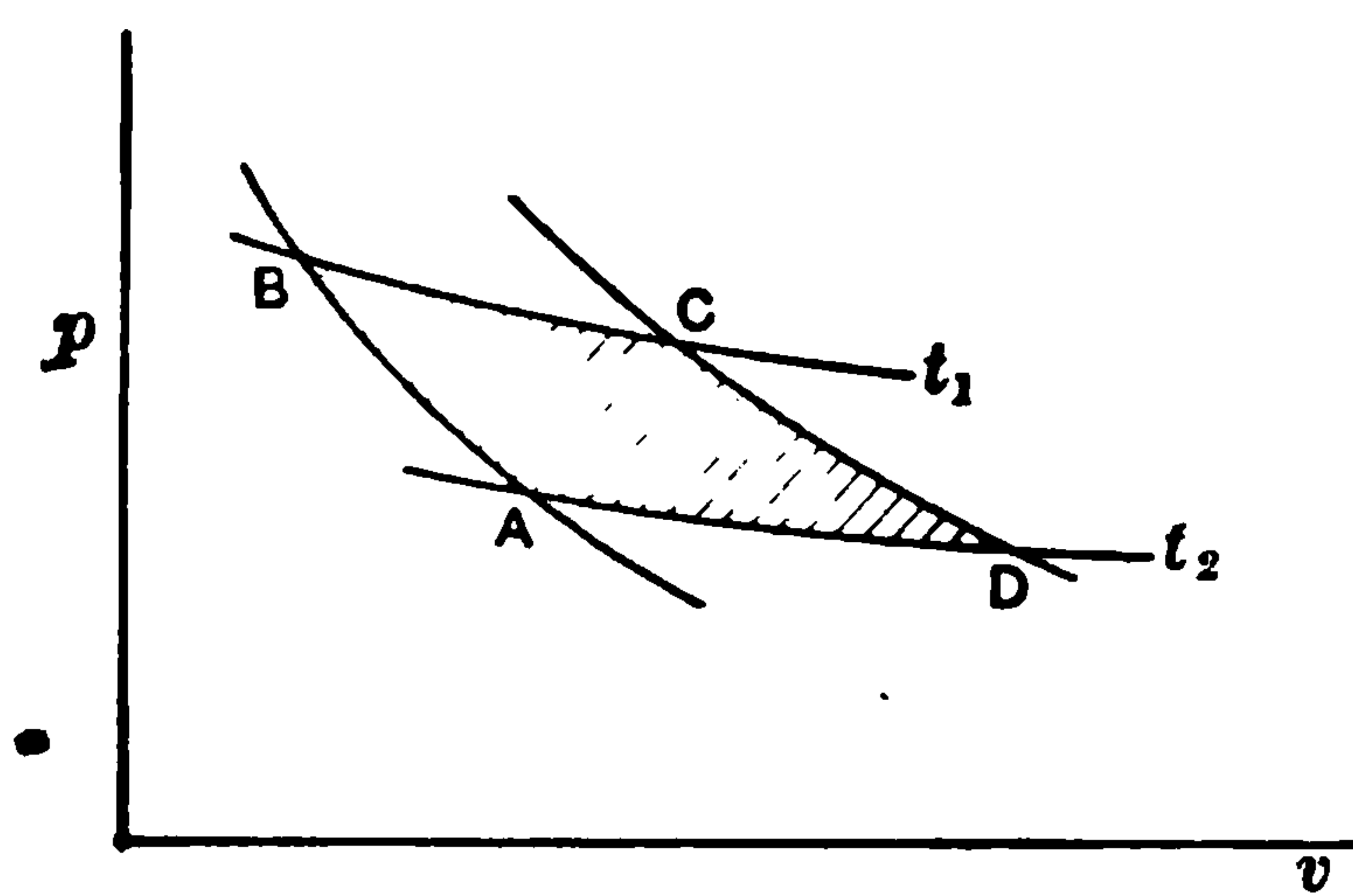


FIG. 9.

the ideal engine cycle. It consists in a contour made by two adiabatics and two isothermals as shown in Fig. 9, and can be nearly realized by a conceivable engine as follows. Imagine a substance which expands under the action of heat, and which may be compressed by mechanical pressure; in other words, almost any known substance. Suppose this substance S is contained in a cylinder, so that it can be compressed or expanded by moving a piston in or out. At the beginning let A , on the diagram, indicate its state. Now let it be compressed in such a way that the heat evolved by compression is not allowed to escape, either by radiation or conduction, until it reaches any other state, B , whose temperature t_1 is greater than t_2 , which was its original temperature. This is called an adiabatic compression. Next put it

in contact with a generator of heat, G , whose temperature is very slightly higher than that of the body. Heat will then flow into S , and, if the supply of heat is sufficiently great, the slight difference of temperature will be maintained while S is allowed to expand, as a result of this inflow of heat. Thus S follows the isothermal curve BC as far as we wish to continue the expansion.

Next remove S , and place it as before so that it cannot lose or gain heat. If left to itself, it will continue to expand while its temperature falls, and this is allowed to proceed until it reaches the original temperature t_2 . Finally, to return it to its original state, it is put in contact with a refrigerator, or receiver of heat, at a temperature slightly colder than t_2 , and the piston is forced down, thus raising the pressure and diminishing the volume while the heat of compression is removed without allowing the body to vary from the temperature t_2 . It will be seen that it is necessary to suppose a slight difference of temperature between S and the generator during the isothermal expansion, and between S and the refrigerator during the isothermal compression, in order to allow for the flow of heat between the two bodies. This flow, as we have already pointed out, is irreversible, and Carnot's cycle is, therefore, strictly speaking not a reversible cycle, but theoretically it can be made as nearly reversible as we choose, by making the difference of temperature we have mentioned infinitesimal. This would greatly prolong the time required to go through the cycle, and it would become infinitely long when the two temperatures became equal. Thus perfect reversibility is the limiting case of a Carnot's cycle performed with diminishing temperature difference.

At the end of such a cycle, the body has regained its original state by a nearly reversible process; but three important external effects have resulted: a certain amount of heat has left the generator, another quantity has been absorbed by the refrigerator, and a certain net amount of mechanical work has been performed by the substance acting on the piston.

We can evaluate the work performed as follows. During the first, or adiabatic, compression an amount of work proportional to the area $A a b B$ was done on

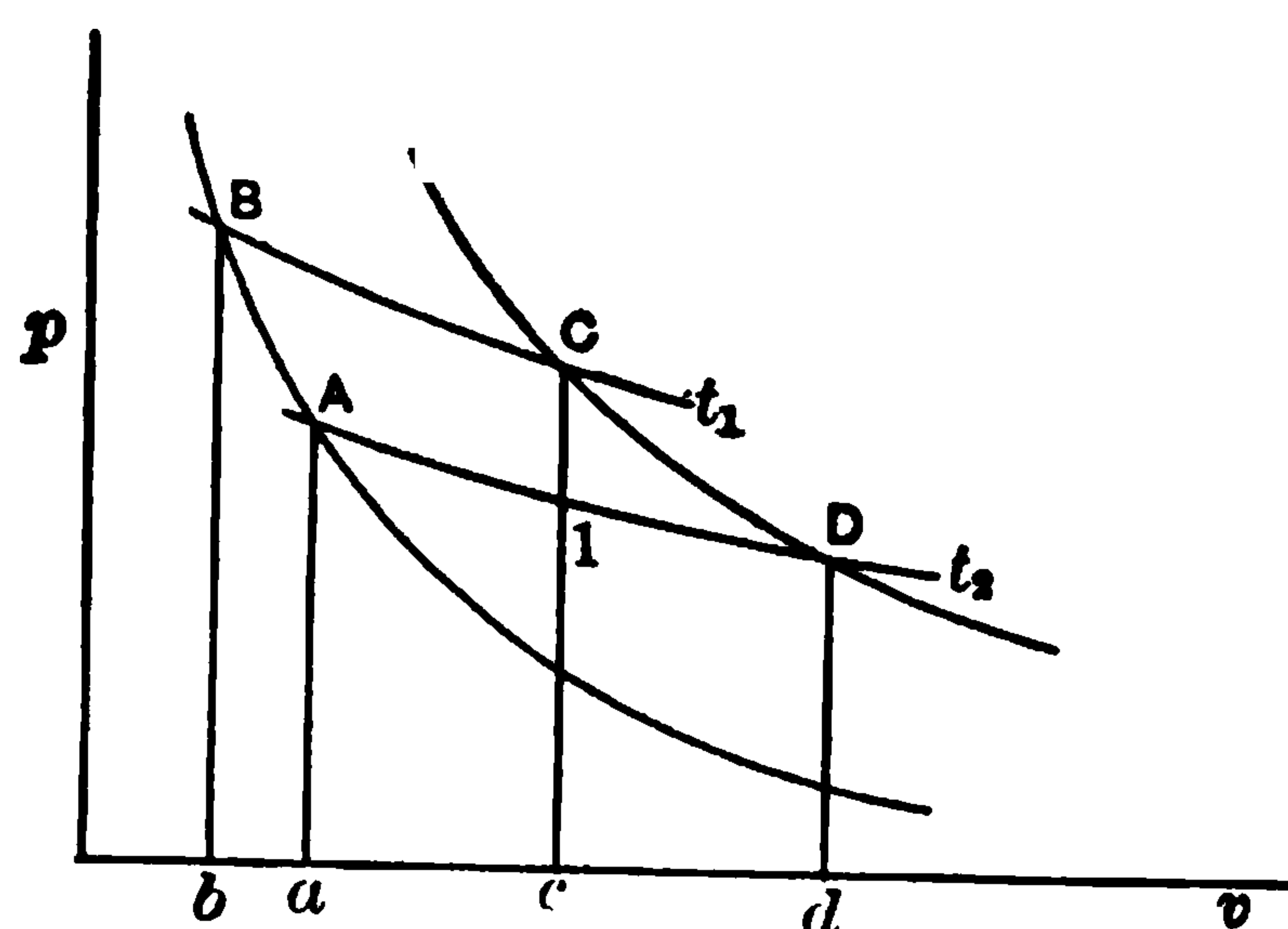


FIG. 10.

the substance by the external force acting on the piston. This we have agreed to call negative work. Next, while the substance expanded isothermally, it did work on the piston proportional to $B C c b$.

From C to D it did further positive work, proportional to $C D d c$, and finally when it was compressed isothermally negative work was done proportional to $D d a A$.

Thus we have, as the outstanding work accomplished, the positive area $A B C D$ which is readily obtained by taking the algebraic sum:

$$\begin{array}{r}
 + b B C c \\
 + c C D d \\
 - a A D d \\
 - b B A a \\
 \hline
 + A B C D
 \end{array}$$

Hence the area enclosed between any two adiabatics and any two isothermals is proportional to the work done by the substance in following a Carnot cycle in the clockwise sense. If we had reversed the process, we should have obtained $-A B C D$, which would indicate that energy had been supplied from some external source to complete the cycle. This would also involve a reversal of the transfer of heat, and we should be withdrawing heat from the refrigerator and delivering heat to the generator, thus causing heat to flow from lower to higher temperatures, but at the expense of mechanical energy. In this connection Maxwell points out that there are two ways to transfer heat from hotter to colder bodies, *i.e.*, by an irreversible flow of conducted or radiated heat, and by a more or less reversible process involving the production of external work; but there is only one way by which the reverse may be accomplished, and that is by expending mechanical energy operating through a more or less reversible process.

It has just been shown that the area enclosed by Carnot's cycle represents the amount of mechanical work involved in the complete process. This is true of any closed cycle on the $p v$ diagram, and the above conclusion is included in the following general proof which applies to any closed curve.

Suppose (Fig. 11) we pass from A to B by any path, then the work done is obviously $\int_A^B p \, dv$. Next pass from B to A by any other path as indicated, and we do work that is given by $\int_B^A p \, dv$ integrated over the lower

path in the diagram. The difference is evidently equal to the enclosed area, and this is equal to the total area integral taken from A back to A again in the direction of the arrows; that is

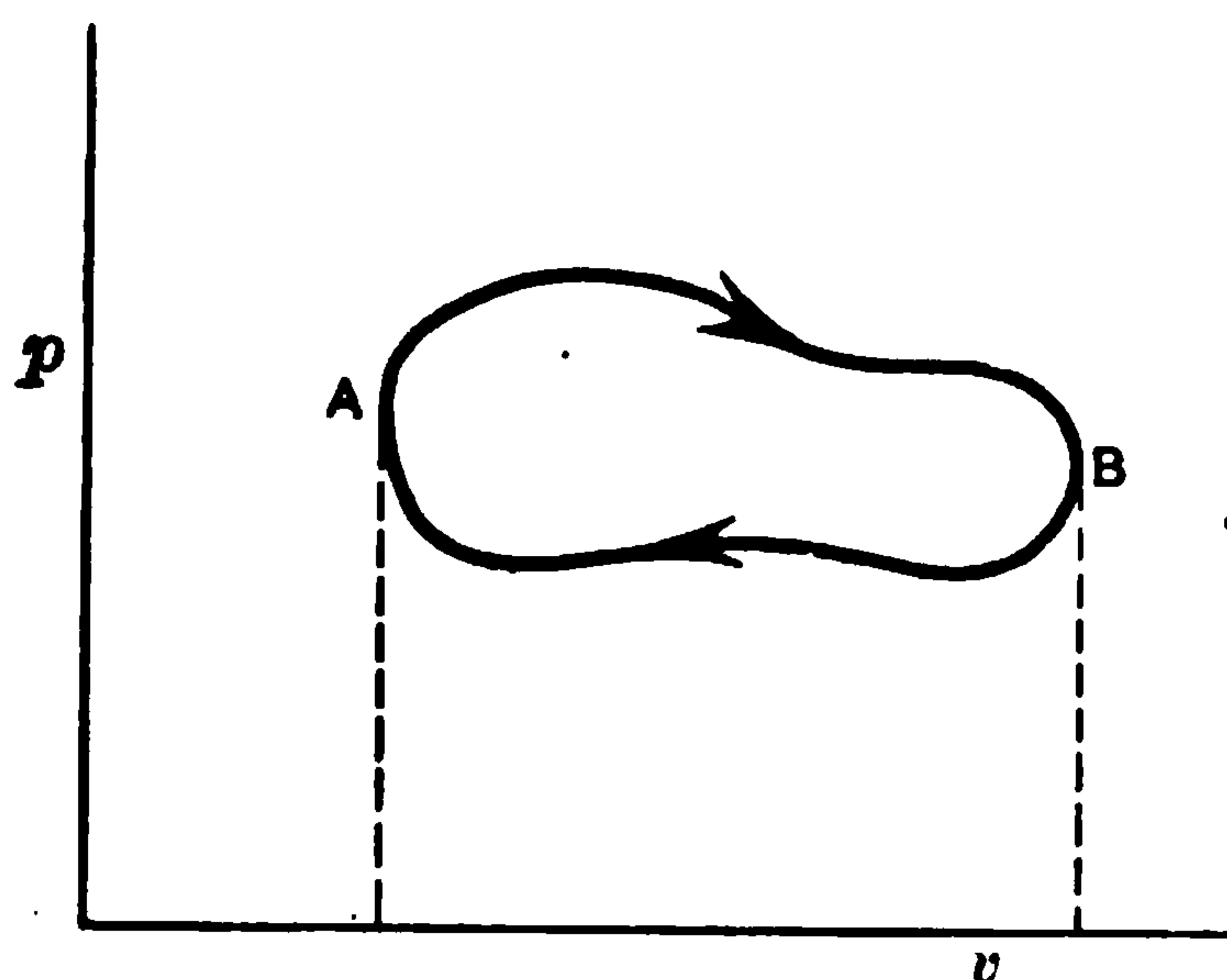


FIG. 11.

$$\int_A^B p \, dv - \int_B^A p \, dv$$

$$= \int_A^A p \, dv.$$
 If the two paths coincide, the first two integrals are equal, and the work is zero.

Carnot's Principle.

—We are now in a position to understand Carnot's principle and its proof. The principle is that the efficiency of an engine, operating in a reversible cycle between two given temperatures, is as great or greater than the efficiency of any other engine operating between the same two extremes of temperature. The proof is extremely simple, and depends really on the second law in its form as stated by Clausius.

Suppose that two engines, A and B , are operating between the same limits of temperature. Let A be a reversible engine having an efficiency E , and let B have an efficiency E' greater than E . Now let A be driven backward by B so that it takes heat from the refrigerator, and delivers it to the generator, and let B take just enough heat from the generator to develop exactly the work per cycle necessary to drive A . Then, if Q is the amount of heat delivered to the generator in each cycle by A , the work required to drive it must be $Q E$, while

the work done by B must equal $Q' E'$, where Q' is the quantity of heat it takes from the generator. But by hypothesis $Q E = Q' E'$ and $E' > E$, hence $Q > Q'$ which means a net gain of heat by the generator. Further let P = the amount of heat withdrawn from the refrigerator by A , and let P' = the amount of heat given to the refrigerator by B , then the work done on

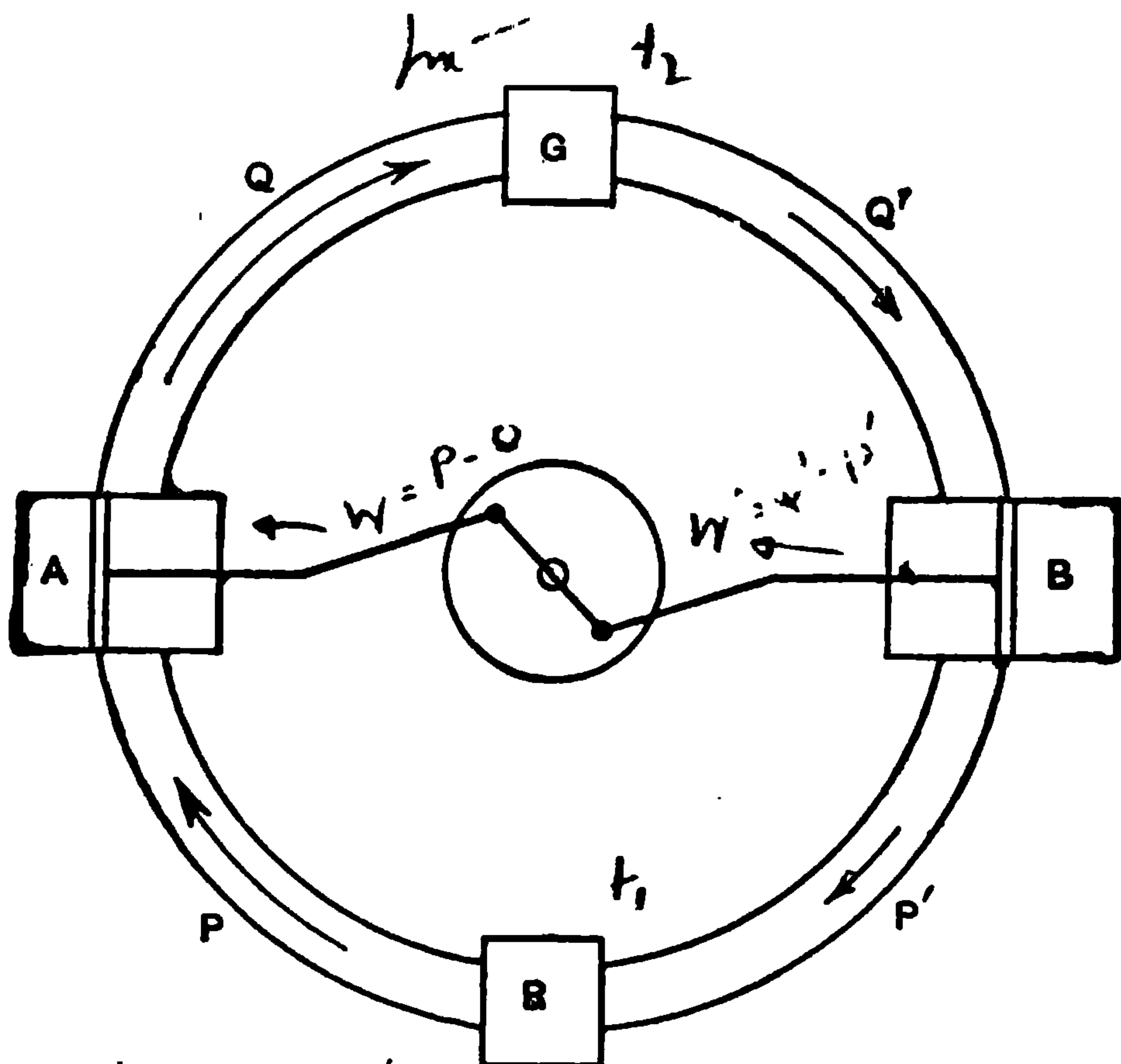


FIG. 12.

$A = Q - P$, and the work done by $B = Q' - P'$, but these quantities are equal by hypothesis, or

$$Q - Q' = P - P'$$

and since $Q > Q'$, it follows that $P > P'$, which means a net loss of heat by the refrigerator.

This may be illustrated diagrammatically as shown in Fig. 12, where G is the generator, R the refrigerator, A and B are the engines both acting on the same crankshaft; and the arrows indicate the direction of the flow

of heat, and their lengths the relative magnitude of the quantities in motion. The conclusion just arrived at means that in this self-contained system, there is a steady flow of heat into the generator, accompanied by a steady withdrawal of heat from the refrigerator; but this is contrary to the principle already laid down in the second law (although the first law is not violated), and therefore B cannot be more efficient than A .

It is now possible to determine the efficiency of a reversible engine working between two temperature limits, and so obtain an algebraic expression of the second law applied to all cases where the heat is all taken on at one temperature, and rejected at another.

Efficiency of a Reversible Cycle.—In accordance with the proposition just proved, that all reversible engines operating between the same limits of temperature have the same efficiency, it is clear that the efficiency can depend only on the temperature of the generator (or refrigerator), and the interval between the two temperatures, and must be independent of the working substance, and the particular cycle employed. We are thus justified in writing $E = f(t, \Delta t)$.

Now Carnot supposed that the work done by an engine operating in a reversible cycle was due to the transfer of a quantity of heat, Q , from the higher temperature level t_1 to the lower level t_2 , just as a given mass of water, in passing from a higher level to a lower, does useful work in a water-motor at the expense of its potential energy, but remains the same as to the total mass. Carnot considered heat as an indestructible fluid that did work by virtue of its motion from one body to another. But at that time (1824) the law of



THIS PAGE IS LOCKED TO FREE MEMBERS

Purchase full membership to immediately unlock this page

FORGOTTEN BOOKS

FULL

MEMBERSHIP

797,885 Books!

All you can read

for only

\$8.99/month

Continue

*Fair usage policy applies



Absolute Temperature Scale.—This leads us to the definition of the absolute scale as proposed by Lord Kelvin. If we assume a scale whose zero is such that a Carnot engine having a refrigerator at that temperature would utilize all the energy supplied to it, it will have an efficiency of 100 per cent, and therefore any lower temperature would result in an efficiency higher than 100 per cent, which is absurd. Hence a zero so defined is the absolute zero.

Suppose we construct a series of reversible engines

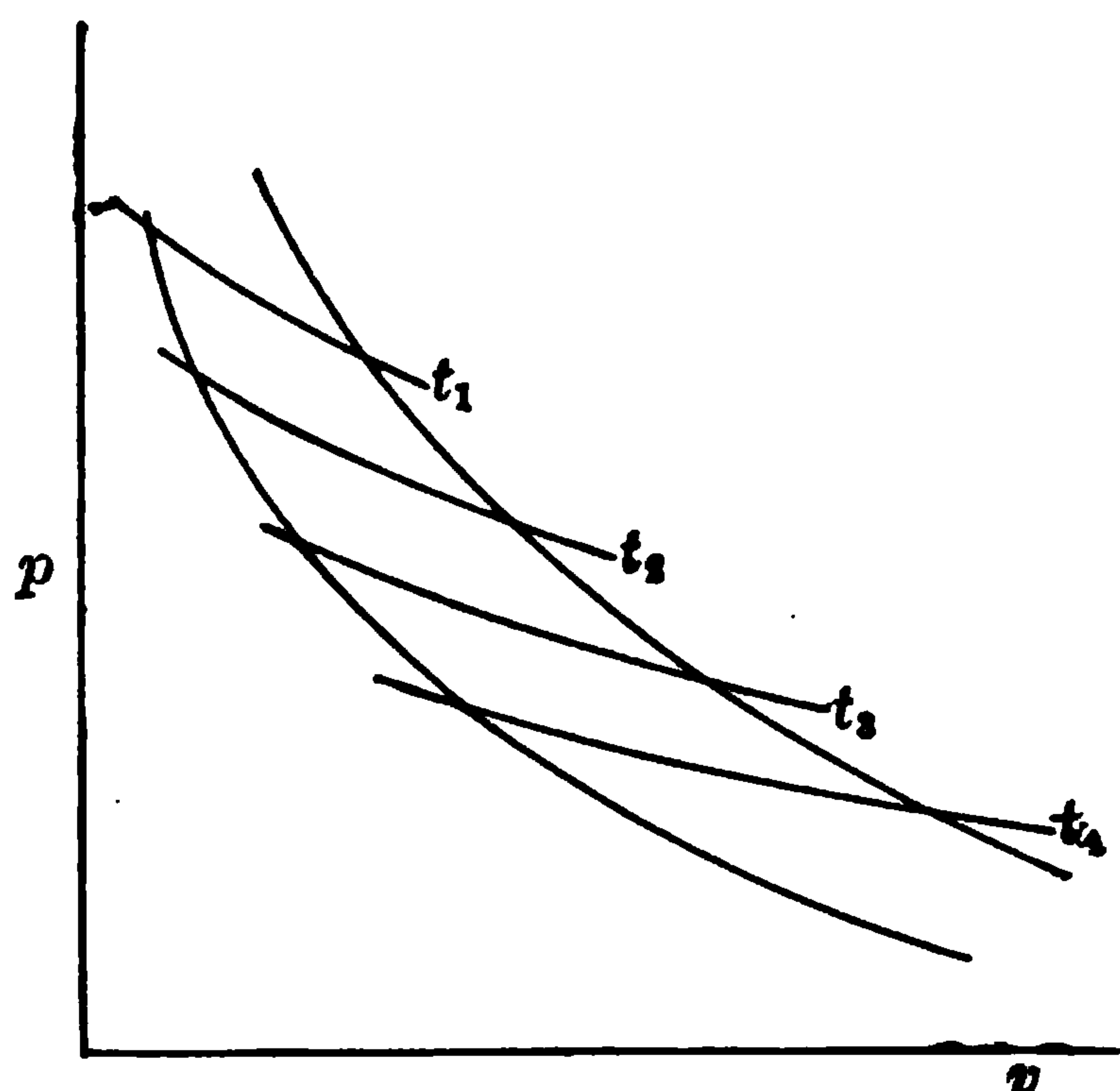


FIG. 13.

each developing the same amount of work per cycle, and so arranged that each receives the heat rejected by the one next higher in the series. The diagram of such a system, supposing they use the Carnot cycle (which is, however, not necessary), would be a chain of

quadrilaterals enclosed between two adiabatic lines, and a series of isothermals as shown in Fig. 13. This series cannot go on indefinitely, because each engine consumes a portion of the original energy delivered to the first one, and if the energy consumed by each is q , and that supplied to the first is Q , there can be only Q/q such steps, at the end of which series we shall reach the absolute zero defined above. Now if we suppose the temperature of the generator supplying heat to the first engine to be

the temperature of melting ice, as determined for the zero of the centigrade scale, and take q such that $Q/q = 273$, then the isothermals of such a chain will each correspond to a degree of the absolute scale, and this series may be carried as far above 0° C. as we wish, always keeping q constant, or, what is the same thing, making the areas of all the quadrilaterals equal to each other.

This scale, as we shall see later, is the same as the absolute scale determined by a gas thermometer using an ideal gas, and it is closely approximated by the scale of the hydrogen thermometer. But Kelvin's definition of the absolute scale, as just explained, has the great advantage that it is expressed in terms of energy, and is independent of the properties of any particular substance, or any hypothesis concerning the exact nature of heat energy.

In all thermodynamic formulæ that involve the second law it is understood that the temperature is measured on the absolute scale. In many of the equations, however, the temperature enters only as a differential, dT , or as a difference $T_1 - T_2$ or $t_1 - t_2$, and in these cases it is immaterial whether we write dT or dt , or $T_1 - T_2$ or $t_1 - t_2$, since we have assumed both T and t to be measured in "absolute" degrees. In fact in all cases dt may be written for dT ; but when the integral temperature is considered, it must be remembered that $T = t + 273$ approximately.

Carnot's Function.—Let us now assume that there are n steps in a chain of engines performing simple reversible cycles, and that the amount of heat delivered to the hottest is $Q = qn$. The amount delivered to the second will then be $Q - q = q(n - 1)$, and to the third $Q - 2q$

$= q (n - 2) \dots$ and to the n th $Q - (n - 1) q = q$.
 Thus the efficiency of the first is $\frac{q}{Q} = \frac{1}{n}$, and of the second, $\frac{q}{Q - q} = \frac{1}{n - 1}$, and of the third, $\frac{q}{Q - 2q} = \frac{1}{n - 2}$, and of the n th, $\frac{q}{Q - (n - 1)q} = 1$, but since by the definition of the absolute scale $n = T$, the denominators of the efficiencies are precisely the temperatures of the sources of heat for each of the cycles considered; hence we may write that the efficiency of each of these unit engines is $\frac{1}{T}$, or $E = \frac{q}{Q} = \frac{1}{T}$, or if we consider the efficiency of a chain of m such engines, $m q$ units of heat will be absorbed, and the output being $m q$, the collective efficiency of such a multiple system is $E_m = \frac{m q}{Q} = \frac{m}{T}$. But m also represents the difference of temperature in absolute degrees between the generator of the first engine of this series and the refrigerator of the last, hence we may write $m = \Delta t$; but $m q = \Delta Q$, being the total quantity of heat absorbed by the m engines and converted into mechanical power. The expression of the efficiency then becomes $E = \frac{\Delta Q}{Q} = \frac{\Delta T}{T}$ and comparing this with Carnot's equation of efficiency, *i.e.*, $E = f_1(t) \Delta t$, it is evident that $f_1(t) = \frac{1}{T}$ if T is measured on the absolute scale.

Efficiency of a Reversible Cycle.—We can now obtain the efficiency of any engine operating in a simple reversible cycle between any two temperatures T_1 and T_2 , that absorbs Q_1 units of heat entirely at the higher

temperature, and rejects Q_2 units entirely at the lower. This expression is

$$E = \frac{Q_1 - Q_2}{Q_1} = \frac{T_1 - T_2}{T_1} \quad (26)$$

which is thus the highest attainable efficiency between the two temperatures considered. The equation $E = \frac{T_1 - T_2}{T_1}$ is really a statement of the second law of thermodynamics, as Carnot's principle was used in the fundamental assumption that the efficiency of a reversible engine depends only on the range of temperature between generator and refrigerator and the temperature of one of them.

This equation may be slightly modified into a form that will be found very useful. Taking $\frac{Q_1 - Q_2}{Q_1} = \frac{T_1 - T_2}{T_1}$ it follows that $\frac{Q_2}{Q_1} = \frac{T_2}{T_1}$, or $\frac{Q_1}{T_1} = \frac{Q_2}{T_2}$. That is, in any simple reversible cycle, the heat absorbed and the heat rejected are proportional to the temperatures of the generator and refrigerator respectively.

A point of practical interest is that if an engine is operating in the Carnot cycle, or any reversible cycle between two limiting temperatures, it is more advantageous, from the point of view of efficiency, to lower the temperature of the refrigerator by a certain number of degrees ϵ , than to raise the temperature of the generator by the same amount, for $\frac{(T_1 + \epsilon) - T_2}{T_1 + \epsilon} < \frac{(T_1 + \epsilon) - T_2}{T_1}$ but this latter fraction equals $\frac{T_1 - (T_2 - \epsilon)}{T_1}$, which is the efficiency when T_2 is lowered by ϵ .

CHAPTER III

ENTROPY

As has just been proved, whenever a quantity of heat Q is delivered to an ideal engine working in a reversible cycle, the amount of work that is obtained is $Q E$ or $\frac{Q (T_1 - T_2)}{T_1}$ which is the maximum of energy obtainable by any engine working between the same limits of temperature. The portion of Q which is thus available under ideal conditions as energy may be expanded as follows:

$$Q E = Q \frac{T_1}{T_1} - Q \frac{T_2}{T_1} = Q - \left(\frac{Q}{T_1} \right) T_2.$$

The second term of this expression is evidently the quantity of heat that is not convertible into useful mechanical work. This equation is simply a statement that the available energy of an engine is equal to the total energy supplied less the unavailable energy. This unavailable energy becomes zero only when the lowest temperature T_2 is the zero of the absolute scale. At that point the available energy = Q , and $E = 1$. The

quantity enclosed in the parenthesis $\left(\frac{Q}{T_1} \right)$ when applied to a reversible process as we have assumed, is of such importance in the theory and practice of heat engines, that it has been given a particular name, *entropy*, and a symbol, which will be S in this book.

Entropy, then, is that quantity which, multiplied by the lowest available temperature, gives the unavailable energy.

When the Q units of heat are supplied to the engine, if T_2 is regarded as fixed by some particular considerations at a minimum value, say the freezing point of water, then there is a certain amount of energy that is bound to be wasted. This waste is, so to speak, incurred with the delivery of the heat; in fact it is like a mortgage on Q , so that we can only realize on Q in terms of energy, after deducting the liability incurred at the start. This mortgage is given by the product of the entropy of the heat delivered times the lowest available temperature; and, for a given minimum temperature, the entropy is thus the measure of the liability or, as Swinburne * calls it: "the measure of the incurred waste"; that is, the measure of the unavoidable waste incurred in advance when the heat Q was delivered to the working substance. The word *unavoidable* is most important in this connection, for it is only in a strictly reversible change that the waste reaches this ideal minimum. In all actual engines the waste is greater, which implies a gain in the entropy during the process. But such an increase might be regarded as avoidable, for we can always reduce it by approximating more and more closely to perfect reversibility, and in that limiting case there is, therefore, no increase in the entropy during the process; for, in such a process, all the waste that is to occur is, we may say, taken on at once, when the energy that is to be utilized is supplied to the engine.

* "Entropy," James Swinburne; published by A. Constable & Co., London.

Reversibility Defined in Terms of Entropy.—We can now give a new definition of reversibility which will be most useful. A *reversible* change is one in which there is no gain in the total entropy of the system, and an *irreversible* change always involves a gain in the entropy of the system. Thus friction causes a gain in the entropy of a moving system, and heat carried by conduction also causes such a gain, both being essentially irreversible processes.

This does not mean that a *portion* of a system may not gain in entropy during a reversible change. Thus the working substance supposed in the ideal engine gains entropy when it takes heat from the generator, but if the process is reversible the generator loses an exactly equal amount. Later the substance gives up the same entropy to the refrigerator, because, as we have seen, $\frac{Q_1}{T_1} = \frac{Q_2}{T_2}$ or $S_1 = S_2$; hence if we regard the generator, the substance, and the refrigerator as parts of one system, the entropy has simply passed unchanged from one portion of the system to another. At the lower level it will be noticed that, as a measure of incurred waste, the entropy $\frac{Q_2}{T_2}$ indicates an incurred waste of Q_2 or an efficiency equal to zero, which means that the heat delivered to the refrigerator is wholly unavailable, since T_2 is supposed to be the lowest available temperature.

Availability.—Regarding entropy as a measure of the mortgage on the heat supplied, it is evident that the utility of a certain quantity of heat is not a constant quantity, as might at first sight appear to be the case in consequence of the law of the conservation of energy.



THIS PAGE IS LOCKED TO FREE MEMBERS

Purchase full membership to immediately unlock this page



HISTORY

Tens of thousands of important historical sources, many previously unobtainable, are now available for the first time with a Forgotten Books Full Membership.

Unlimited Access
\$8.99/month

Continue

*Fair usage policy applies

discussions belong to the province of engineering and cannot be considered here at greater length.

The Measurement of Entropy.—Since we cannot regard the absolute zero as an available temperature, it is not customary to consider the *absolute entropy* of a body. But we can always determine an increase or decrease of entropy from any assigned initial condition. We are thus led to the following definition by which *entropy differences* are to be measured. When a body receives an amount of heat dQ , at a temperature T , the gain in entropy is dQ/T , and the total gain between two states, A and B , provided we can pass from one to the other by a reversible path, is $S = \int_A^B dQ/T$, in which T may vary, since the temperature tends to rise when heat is added to a body. This integral is merely an extension of the definition given some pages back. It assumes that each infinitesimal quantity of heat dQ is given to the body at some temperature T , and that the resulting change in the state of the body is a reversible one, so that there will be no growth of entropy except as it increases by the continual gain in Q from the external source. This rules out such irreversible increases in temperature as that due to the eddy currents which are set up in a receiver when hot water is run into it. It is clear that $\int dQ/T$ over a reversible path is a highly ideal function that can never be realized in practice. Its value, however, as a measure of the unavailable energy of a given supply of heat, is not diminished by that fact. For instance if we accurately plotted a curve between Q and $\frac{1}{T}$ as we heated a certain

mass of water from T_1 to T_2 , and then measured its area, that area would be proportional to the actual entropy supplied to the water when heated. But owing to radiation losses, etc., this area would be greater than under ideal reversible conditions, and therefore greater than the integral $\int_{T_2}^{T_1} dQ/T$ over the reversible path when no radiation would be allowed for. This integral, however, measures the actual difference of entropy between water at T_1 and at T_2 . This can be made clear by an analogy from mechanics; in measuring the gravitational potential of a point above a certain level taken as zero, we take the product of the vertical height by the force due to gravity acting on the unit mass, although the actual work done in raising the unit mass to that level may be greater owing to air friction. This error might be made as small as we choose, and thus the true potential, or gh , is the limiting case when we measure the actual work in conveying the unit mass to the point in question.

Thus the difference of entropy between the states A and B is measured by $\int_A^B dQ/T$, provided the integral is taken over a reversible path, and this will be always assumed to be the case. This integral gives a value less than the entropy supplied to the body in passing between the initial and final states when the path followed is an irreversible one. In other words, more entropy may be taken on by a body in passing from A to B than the difference of entropy between those states as measured by a reversible process; therefore the entropy supplied to the body depends on the path, while the difference of

entropy between the initial and final states is a constant independent of the path. These two aspects of entropy, one, the amount absorbed by the body, and the other, the measure of the difference between the two states, have their equivalents in *actual work done* and the *difference of potential* between two points, and they are only equal when the path followed is a reversible one. It will, in future, be understood, that ΔS refers to the former, and $\int \frac{dQ}{T}$ to the latter.

Isentropic Lines.—During any adiabatic transformation, no heat enters or leaves the body, and, unless heat be supplied from within, $dQ = 0$, or $dQ/T = 0$, hence Q/T is constant. An adiabatic is therefore usually regarded as a line of constant entropy, and is often called an isentropic. If the adiabatic change is irreversible, there will be an internal gain in entropy due to friction or other causes, therefore the entropy of a body changing adiabatically is only constant in the limiting case of perfect reversibility. But in all cases we are justified in the statement that no entropy is added to, or taken from the body through its bounding surface during an adiabatic change.

Clausius' Extension of Carnot's Principle.—As we have seen (p. 44), the working substance in a Carnot cycle during an isothermal compression parts with the same amount of entropy that it gained during the isothermal expansion; hence at the end of the cycle its entropy is exactly where it was before. This we have expressed by writing $\frac{Q_1}{T_1} = \frac{Q_2}{T_2}$. Therefore around a Carnot cycle we may write for the working sub-

stance $\Sigma \frac{Q}{T} = 0$. This proposition is readily extended to the case of a body being carried through any reversible cycle. For we may map out the area enclosed by any contour $A B$ in elementary Carnot cycles as indicated, and the area enclosed by the zigzag contour $a b c \dots c' b' a'$ is made up of elementary cycles that may be made as narrow as we wish. Now the sum of the changes of entropy around the cycle $a \alpha$

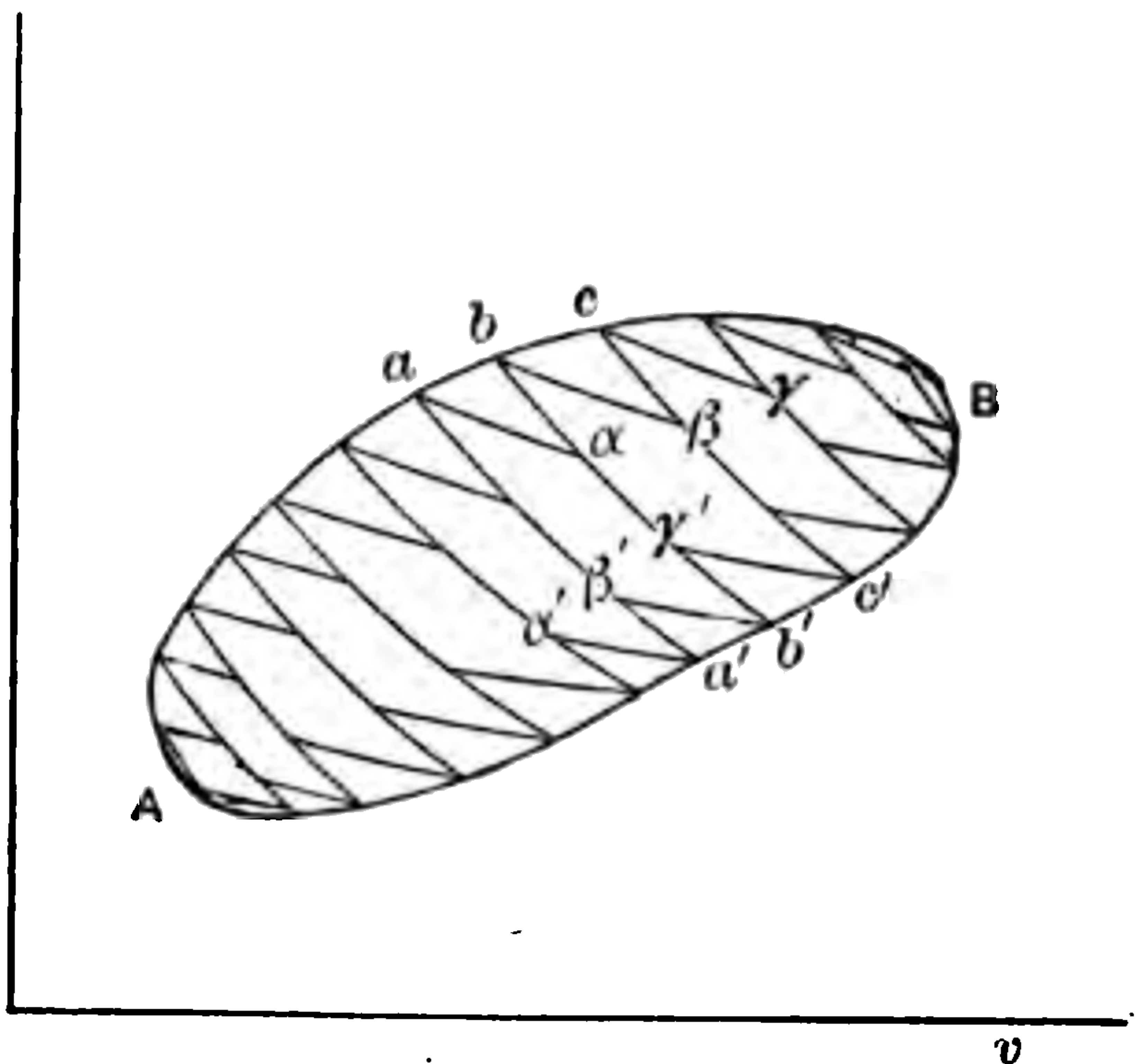


FIG. 14.

$b' \beta'$ is zero, or $\Sigma \frac{Q}{T} = 0$. Similarly around the cycle $b \beta c' \gamma' = 0$, also in the cycle around both, *i.e.*, $a \alpha b \beta c' \gamma' b' \beta'$ we have $\Sigma \frac{dQ}{T} = 0$ for the only portion that is left out in following this longer route is $\alpha \gamma'$ which is a portion of a reversible adiabatic and so introduces no change in entropy. The triangle-like areas, $a \alpha b$, $b \beta c$, etc., that have been neglected, represent a vanishing quantity when the number of Carnot cycles is made indefinitely great. This is readily seen by considering the fact that the value of $\Sigma \frac{Q}{T}$ around a "triangle" is represented by the gain in entropy in passing along $a b$, less the loss in passing along $a \alpha$, there being no change in going from b to α , which was taken as a reversible adiabatic.

This difference is not zero for a path of finite dimensions, although it would be small, but it may be made to vanish by taking the series of adiabatics infinitely close together, their area thus becoming a differential of the first order, while the “triangles” become differentials of the second order and may be neglected.

Various Forms of the First and Second Laws.—We are thus justified in writing $\int \frac{dQ}{T} = 0$ taken over any closed path representing a reversible cycle. This equation depends upon the relation $\frac{Q_1}{T_1} = \frac{Q_2}{T_2}$, which was derived from Carnot’s principle, and that in turn from the second law of thermodynamics, therefore the statement $\int \frac{dQ}{T} = 0$ around a closed reversible path expresses the second law in a concise mathematical form, and will be much used in what follows.

The first law of thermodynamics may be similarly expressed by the equation $\int dQ = W$, where the integration is carried around the cycle and W is the work done. This is evident because, as has already been shown, the algebraic sum of the heat taken in and the heat rejected gives us the heat that disappears during a cycle, and this lost heat, by the first law of thermodynamics, is proportional to the mechanical work done.

Exact Differential.—A final statement of the second law consists in the remark that during a reversible process dS , or dQ/T , is an exact differential. This is true of all differentials whose integration over a closed path is equal to zero. This principle has already been

explained in the case of internal energy, and we may repeat the same conclusion concerning entropy, that the gain or loss of entropy of a body in passing from the state A to the state B by a reversible path is independent of the particular path followed, and depends only on the initial and final states. It is interesting to note that the same is true of gravitational and electrostatic potentials. In fact the very notion of a potential function involves this property. To sum up the various statements of the first and second laws, they may be tabulated as follows:

FIRST LAW.	SECOND LAW.
1. Exact proportionality of all transformations of energy.	1. Heat cannot flow unaided from lower to higher temperatures.
2. $dQ = dW + dU$.	2. Carnot's principle of the efficiency of a reversible engine, <i>i.e.</i> , $E = \frac{T_1 - T_2}{T_1}$
3. $\int dQ = W$ around any closed reversible path.	3. $\int \frac{dQ}{T} = 0$ around any closed reversible path.
4. dU = an exact differential for all reversible changes.	4. dS = an exact differential for all reversible changes.

Combination of First and Second Laws.—Both laws may be expressed in a single equation; thus, since $dS = dQ/T$ (second law), we have

$$dQ = T dS$$

but $dQ = dW + dU$ (first law), hence $T dS = dW + dU$, which may be regarded as the fundamental equation

of thermodynamics, since it involves both its fundamental postulates.

This equation may be written slightly differently in all cases where the work dW is done against the kind of pressure we have called "hydrostatic." In this special, but very common case, $dW = p dV$, where dV is the change in volume of the expanding medium or body, thus we have,

$$T dS = p dV + dU \quad . \quad . \quad . \quad (27)$$

Special Case Where T is Constant.—There is one important particular case of the integration $\int \frac{dQ}{T}$ taken around a closed path, which occurs when T is constant. It follows that $\frac{1}{T} \int dQ = 0$, or, since T cannot be infinite, $\int dQ = 0$, hence

$$\int dQ = \int dU + \int dW = 0, \text{ or } U_2 - U_1 + \int dW = 0$$

but $U_2 = U_1$ when the cycle is complete, so we arrive at the conclusion that $\int dW = 0$; that is, the external work done in carrying a body through an isothermal, reversible cycle is zero.

Irreversible Cycles.—The cycles thus far considered in detail have been reversible. In case, however, the cycle is irreversible (and this must always be more or less so in practice), Clausius showed that $\int \frac{dQ}{T} < 0$. This is known as the *Inequality of Clausius*, and is easily proved. It has already been pointed out that the entropy gained in passing from one state to another by



THIS PAGE IS LOCKED TO FREE MEMBERS

Purchase full membership to immediately unlock this page

FORGOTTEN BOOKS

FULL

MEMBERSHIP

797,885 Books!

All you can read

for only

\$8.99/month

Continue

*Fair usage policy applies



Hence the gain in entropy in passing from A to B reversibly may be compensated by returning over any reversible route, such as one adiabatic and one isothermal step. If, however, the path from A to B is irreversible, it cannot be decomposed into a series of reversible steps, nor can it be correctly represented on the p v diagram; and therefore the greater gain in entropy involved cannot be compensated by a reversible return path, while an irreversible return would remove even less of the gained entropy and, therefore, *a fortiori*, *it is impossible completely to compensate the entropy gained by an irreversible change.*

Tendency of the Entropy of a System Toward a Maximum.—Another interesting aspect of non-reversible processes is when we are concerned with a system of bodies at different temperatures, and so disposed that heat can flow from the hotter to the colder either by radiation or conduction. If we consider a body whose temperature is T_1 , and allow a quantity of heat, dQ , to flow from it to another body whose temperature is T_2 , then the initial entropy of the system is diminished by dQ/T_1 , and increased by dQ/T_2 , hence the net gain is $dQ\left(\frac{1}{T_2} - \frac{1}{T_1}\right)$ which is a positive quantity since $T_2 < T_1$ by hypothesis. This is readily extended to the case of any number of bodies, for, whatever the final temperature of the system, it is certain that each transfer of heat is from a hotter to a colder body, and therefore represents a gain in entropy. This means that such a system, if left to itself, tends toward a maximum of entropy, and consequently of unavailable energy; and when this maximum is reached, the available

energy vanishes, or, what is the same thing, the component parts of the system are all at the same temperature. This, it may be remarked, is the natural tendency of our universe under the process of radiation among its component parts. If it is regarded as a self-contained system, it is tending inevitably toward the condition of thermal equilibrium indicated above.

Thermodynamic Variables.—The quantities we have so far discussed, are the external work W , the quantity of heat Q , the internal energy U , and the four variables, V , p , T , and S , any two of which may be taken as independent in thermodynamic equations. As Maxwell pointed out, W , V , and p are quantities related to external work, while Q , S , and T refer to thermal energy, and there is a striking correspondence in the pairs W and Q , V and S , p and T , as is evident from the analogous equations,

$$\begin{aligned}dW &= p dV \\dQ &= T dS.\end{aligned}$$

We might put this somewhat crudely in words by calling temperature “thermal pressure,” and entropy “thermal volume.”

Heat and Work Diagrams.—Evidently if we use T and S as the co-ordinates of a diagram representing any transformation, the area will be proportional to Q , for $\int dQ = \int T dS$, which is thus an area integral of the form $\int y dx$. But it should be carefully noted that this is only true when this diagram refers to a reversible process, for in irreversible processes $\int dQ < \int T dS$,

and the area of the diagram is larger than what would correspond to the heat absorbed or rejected by the working substance during the transformation. The same is true of the $p v$ diagram, which represents the external work done when that work is performed reversibly against a uniform normal pressure, but if the process is irreversible, the area of the diagram is too large. An illustration of this would be the case of a viscous working fluid which would expand slowly as the pressure fell, so that the actual pressure on the piston would always be less than the pressure within the fluid, and consequently the work done would be less than that recorded by an indicator.

Thermodynamic Potential.—The quantity U has so far been regarded as the intrinsic energy of the system, due partly to the kinetic energy represented by the temperature, and partly to the state of disgregation of the molecules. But, as in the case of mechanics, this energy has two aspects. We may regard it from the standpoint of the work put into the body to bring it to the state considered, or we may regard it as the ability to perform work by virtue of its thermal condition. Viewed from this latter standpoint, it is called *Thermodynamic Potential*, and we shall use the letter F to represent it in this aspect. But U is not the only function that may be regarded as a potential. In fact there are four such quantities, and following Bryan, * we shall call them F_{SV} , F_{TV} , F_{TP} , F_{SP} , the subscripts indicating the independent variables in which they are expressed. F_{SV} is the potential of U , for $dU = T dS - p dV$, as has been shown.

* Bryan, "Thermodynamics." Teubner Texts.

The other functions were first determined by Massieu as follows: Starting with (27) $dU = T dS - p dV$, but $d(TS) = T dS + S dT$, substituting for $T dS$ gives $dU - d(TS) = -S dT - p dV$, or, $d(U - TS) = -S dT - p dV$, writing $(U - TS) = F_{TV}$, which is Gibbs' ψ function, we obtain

$$d F_{TV} = -S dT - p dV \quad . \quad . \quad . \quad (28)$$

Since by definition,

$$\begin{aligned} d F_{TV} &= d(U - TS) \\ d F_{TV} &= dU - d(TS). \end{aligned}$$

It is thus evident that $d F_{TV}$ is an exact differential just as $d F_{SV}$ (or dU) has been shown to be exact. This is made particularly clear in the last expression which shows it to be equal to the difference of two exact differentials.

Similarly if we start with $d(pV) = p dV + V dp$, we have, by substitution in equation (27),

$$dU + d(pV) = T dS + V dp$$

next set $F_{Sp} = (U + pV)$, which is Gibbs' χ function, or

$$d F_{Sp} = T dS + V dp \quad . \quad . \quad . \quad (29)$$

This is also an exact differential like the two preceding, for $d F_{Sp} = dU + d(pV)$, and is the sum of two exact differentials.

Finally, using both substitutions, simultaneously gives us $dU + d(pV) - d(TS) = V dp - S dT$, setting $F_{Tp} = (U + pV - TS)$, we obtain Gibbs' ζ function, or

$$d F_{Tp} = V dp - S dT \quad . \quad . \quad . \quad (30)$$

which is easily seen to be an exact differential by definition, like the three preceding.

When discussing thermodynamic potential, ordinarily, either F_{TV} or F_{Tp} are used, and they may be called the thermodynamic potentials at given volume, and at given pressure respectively.

Equilibrium and Stability.—The various potential functions we have been discussing are related to the stability of a body, or a system of bodies, just as mechanical potential energy is related to gravitational equilibrium. It is a consequence of the general principle called “degradation of energy” that all unaided changes within a system must be irreversible changes. An unaided flow of heat involves a transfer from a hotter body to a colder which is an irreversible process; and all such mechanical changes involve more or less friction and are therefore irreversible. Now, if an irreversible change involves the decrease of a certain function, it means that all unaided changes within the system must tend to diminish that function; and the system will only have reached stable equilibrium when that function is at a minimum, or, in other words, if any small change within the system can only result in an increase of the value of that function, the system is in stable equilibrium within the limits of said small change. Suppose we consider first how stability may be determined by the potential U . U is defined by the equation $dU = dQ - p dV$, but in all irreversible changes, $dQ < T dS$. $\therefore dU < T dS - p dV$ for all changes that can occur automatically. If we suppose our system surrounded by a perfectly rigid envelope impervious to heat, then the total volume is constant or $\Sigma dV = 0$, taken over the system, and since, as a whole, the system is adiabatic $\Sigma T dS = 0$, hence it follows that $\Sigma dU < 0$ for all

possible automatic changes within the system; or we may state that when equilibrium has been reached, and U is a minimum, then any possible change must tend to increase U , or $dU > 0$, which is one of Gibbs' criteria of stability.

In a similar manner we may examine the other thermodynamic potentials. Thus $dF_{TV} = d(U - TS) = dU - TdS - SdT$ by definition, but $dQ < TdS$ for irreversible or unaided changes

$$\therefore dF_{TV} < dU - dQ - SdT$$

$$\text{but } dU - dQ = -pdV$$

$$\therefore dF_{TV} < -pdV - SdT.$$

But if our system is now considered as surrounded by a rigid envelope and the whole maintained at a constant temperature, then $\Sigma dV = 0$ and $\Sigma dT = 0$ taking the sum over the whole system, hence $dF_{TV} < 0$ for all unaided changes and for equilibrium all possible changes must increase F_{TV} ; or $dF_{TV} > 0$ is the criterion of stability of such a system.

In like manner $dF_{Tp} > 0$ is the criterion of stability of a system whose temperature and pressure are constant. This criterion is applicable to the particular case of evaporation of a liquid under constant pressure which process results in a decrease of its potential energy and F_{Tp} will only reach a minimum indicating stability when all the liquid is vaporized.

By a similar process of reasoning $dF_{Sp} > 0$ may be shown to be a fourth criterion of stability.

Available Energy.—Still another test of stability results from the principle already pointed out, that unaided changes within a system must be irreversible

changes, and therefore involve an increase of entropy of the system; or, what is the same thing, a decrease in its available energy.

Let us consider the available energy of a system surrounded by a medium whose temperature and pressure are constant and equal to T_o and p_o . Such a system can lose available energy either by a loss of heat, or fall of internal pressure, or both. Suppose a change occurs within the system involving a disappearance of an amount of heat dQ_1 with a corresponding production of work. The energy available for work cannot be greater than $dQ_1 \frac{T_1 - T_o}{T_1}$ where T_1 is the temperature of the portion whose heat is reduced. On the other hand if the system lose available energy by expansion, the loss is $(p_1 - p_o) dV_1$, where p_1 is the pressure of the portion that expands by an amount dV_1 against the surrounding pressure p_o . Since the available energy may vary in both these ways, its total differential is

$$[dA]_{T_p} = dQ_1 \left(\frac{T_1 - T_o}{T_1} \right) + (p_1 - p_o) dV_1$$

for any portion of the system. But $\frac{dQ_1}{T_1} = dS_1$ which reduces the above equation to $[dA]_{T_p} = (T_1 - T_o) dS_1 + (p_1 - p_o) dV_1$ and further, by equation (27), $dU_1 = T_1 dS_1 - p_1 dV_1$ hence, introducing J ,

$$[dA]_{T_p} = dU_1 - T_o dS_1 + p_o dV_1/J. \quad (31)$$

But by definition $[dF_{T_p}]_{T_p} = dU_1 - T dS_1 + p dV_1$; therefore, if the temperature and pressure of the medium that surrounds the system, whose potential is F_{T_p} , are T_o and p_o , it follows that F_{T_p} is a measure of the available



THIS PAGE IS LOCKED TO FREE MEMBERS

Purchase full membership to immediately unlock this page



HISTORY

Tens of thousands of important historical sources, many previously unobtainable, are now available for the first time with a Forgotten Books Full Membership.

Unlimited Access
\$8.99/month

Continue

*Fair usage policy applies

Since in these cases just specified, in general $A = F$, we may add the further criterion of stability that any possible change in the system, when it is in equilibrium, must result in an increase of available energy. Or: *for stability A is a minimum.*

CHAPTER IV

THERMODYNAMIC EQUATIONS

FROM the two laws of thermodynamics, and the fundamental relations between the heat capacities already established in Chapter I, a great variety of general formulæ may be derived. We shall, however, content ourselves at present with the derivation of the most important only, and others will be developed as they are needed, in the discussion of the particular cases of gases, vapors, etc.

Maxwell's Relations.—There are four important relations between the various differential coefficients of the variables p , v , T , and S , called the four relations of Maxwell. These are readily derived from the thermodynamic potentials as follows.

Maxwell's First Relation.—By equation (27), for reversible processes

$$dU \text{ or } dF_{SV} = T dS - p dV$$

but dU is an exact differential, and, applying the usual criterion of such functions to the right-hand member, we have

$$\left(\frac{dT}{dV}\right)_S = - \left(\frac{dp}{dS}\right)_V \quad . \quad . \quad . \quad (35)$$

which is known as *Maxwell's first relation*. This equation can be transformed by writing $\frac{dQ}{T} = dS$ and, taking the unit mass, we have

$$\left(\frac{dT}{dv}\right)_q = -T\left(\frac{dp}{dq}\right)_v = -\frac{T}{\eta}, \text{ or}$$

$$\eta = -T\left(\frac{dv}{dT}\right)_q \quad . \quad . \quad . \quad . \quad . \quad (36)$$

A special case of interest arises during an adiabatic change, or when $dQ = 0$. By equation (4) $c dT + l dv = 0$, or $\left(\frac{dv}{dT}\right)_q = -\frac{c}{l}$. Combining with (36) it becomes

$$\left[\eta = \frac{Tc}{l}\right]_q \quad . \quad . \quad . \quad . \quad . \quad (37)$$

Maxwell's Second Relation is obtained from equation (29) $dF_{Sp} = T dS + V dp$ which, by the principle of exact differentials, gives

$$\left(\frac{dT}{dp}\right)_s = \left(\frac{dV}{dS}\right)_p \quad . \quad . \quad . \quad . \quad (38)$$

This is *Maxwell's second relation* and may be transformed as in the previous case to

$$\left(\frac{dT}{dp}\right)_q = T\left(\frac{dv}{dq}\right)_p = \frac{T}{\lambda}; \text{ or } \lambda = T\left(\frac{dp}{dT}\right)_q \quad (39)$$

During an adiabatic change, by equation (3), $C dT + h dp = 0$, or $\left(\frac{dp}{dT}\right)_q = -\frac{C}{h}$, combining this with (39) gives:

$$\left[\lambda = -\frac{TC}{h}\right]_q \quad . \quad . \quad . \quad . \quad (40)$$

Maxwell's Third Relation follows in the same manner from (28), $dF_{TV} = -S dT - p dV$, giving

$$\left(\frac{dS}{dV}\right)_T = \left(\frac{dp}{dT}\right)_V \quad . \quad . \quad . \quad . \quad (41)$$

which may be transformed, taking unit mass, to

$$\left(\frac{d q}{d v}\right)_T = T \left(\frac{d p}{d T}\right)_v, \text{ or } l = T \left(\frac{d p}{d T}\right)_v. \quad (42)$$

In this latter form, *Maxwell's third relation* is usually called the equation of Clapeyron, and is of great value in many applications of thermodynamics where a body is undergoing a change of state, like melting ice, or boiling water, when the so-called "latent heat" is added at constant temperature, the body in general undergoing a change in volume expressed by $\left(\frac{d Q}{d V}\right)_T$. It should be carefully noted that l is not the latent heat as usually defined; " L ," the ordinary latent heat, is the quantity necessary to completely transform from one state to another the unit mass at constant temperature, while l is the heat per unit change in specific volume; therefore $l d v = d L$ and the equation of Clapeyron may take the form

$$L = T \left(\frac{d p}{d T}\right) (v_2 - v_1) \quad . \quad . \quad . \quad (43)$$

where v_1 and v_2 are the specific volumes before and after the change of state.

Maxwell's Fourth Relation follows from equation (30), or $d F_{Tp} = V d p - S d T$, giving

$$\left(\frac{d S}{d p}\right)_T = - \left(\frac{d V}{d T}\right)_p \quad . \quad . \quad . \quad (44)$$

which is the *fourth relation*, and is readily transformed as in the preceding cases to

$$\left(\frac{d q}{d p}\right)_T = - T \left(\frac{d v}{d T}\right)_p, \text{ or } h = - T \left(\frac{d v}{d T}\right)_p \quad (45)$$

Another form of this fourth relation may be obtained by substituting $\alpha_p = \frac{1}{v} \left(\frac{dv}{dT} \right)_p$ giving

$$\left(\frac{dq}{dp} \right)_T = -T v \alpha_p \quad . \quad . \quad . \quad (46)$$

This means that if a body expands when heated under constant pressure, that is, if α_p is positive, then $\frac{dq}{dp}$ is negative, or heat must be withdrawn with increasing pressure, in order to maintain the temperature constant.

On the other hand, if α_p is negative, heat must be added to keep T constant. Joule showed that this prediction was verified in the case of water at temperatures above and below 4°C . Compression above 4°C . causes a rise of temperature, while below 4° , it causes a fall.

Relations Between the Specific Heats.—By applying the two laws of thermodynamics to the general expressions that define the heat capacities, we may obtain various useful relations between these quantities.

In Chapter I, we proved in equation (7) that $C - c = -h \frac{\delta p}{\delta T}$, or $h = -(C - c) \frac{\delta T}{\delta p}$. Substituting this value of h in equation (3) we obtain

$$dq = C dT - (C - c) \frac{\delta T}{\delta p} dp, \quad . \quad . \quad (i)$$

but by our fundamental hypothesis (1), we know that $T = f(p, v)$.

$$\therefore dT = \frac{\delta T}{\delta v} dv + \frac{\delta T}{\delta p} dp$$

substituting this in (i) above, we have

$$d q = C \left(\frac{\partial T}{\partial v} d v + \frac{\partial T}{\partial p} d p \right) - (C - c) \frac{\partial T}{\partial p} d p$$

which reduces to

$$d q = C \frac{\partial T}{\partial v} d v + c \frac{\partial T}{\partial p} d p \quad . \quad . \quad (47)$$

If we subtract $p d v$ from both sides of the equation, remembering that $d q - p d v = d u$, we obtain

$$d u = \left(C \frac{\partial T}{\partial v} - p \right) d v + c \frac{\partial T}{\partial p} d p \quad . \quad (ii)$$

which, in consequence of the first law of thermodynamics, is an exact differential. Another exact differential can be obtained from (47) by dividing through by T , giving

$$d s = \frac{C}{T} \left(\frac{\partial T}{\partial v} \right) d v + \frac{c}{T} \frac{\partial T}{\partial p} d p \quad . \quad . \quad (iii)$$

which, in consequence of the second law, is an exact differential also. Operating on (ii) and (iii), according to the usual method with exact differentials, we obtain

$$\frac{\partial C}{\partial p} \frac{\partial T}{\partial v} + C \frac{\partial^2 T}{\partial v \partial T} - 1 = \frac{\partial c}{\partial v} \frac{\partial T}{\partial p} + c \frac{\partial^2 T}{\partial v \partial T} \quad (iv)$$

and

$$\begin{aligned} \frac{\frac{\partial C}{\partial p} \frac{\partial T}{\partial v}}{T} - \frac{C \frac{\partial T}{\partial p} \frac{\partial T}{\partial v}}{T^2} + \frac{C \frac{\partial^2 T}{\partial p \partial v}}{T} = \\ \frac{\frac{\partial c}{\partial v} \frac{\partial T}{\partial p}}{T} - \frac{c \frac{\partial T}{\partial p} \frac{\partial T}{\partial v}}{T^2} + \frac{c \frac{\partial^2 T}{\partial p \partial v}}{T} \end{aligned} \quad (v)$$

which reduces to

$$\frac{\frac{\partial C}{\partial p} \frac{\partial T}{\partial v}}{T} - \frac{(C - c) \frac{\partial T}{\partial p} \frac{\partial T}{\partial v}}{T} + \frac{C \frac{\partial^2 T}{\partial p \partial v}}{T} = \frac{\frac{\partial c}{\partial v} \frac{\partial T}{\partial p}}{T} + c \frac{\partial^2 T}{\partial p \partial v} \quad (vi)$$

Combining equations (iv) and (vi), gives us

$$\begin{aligned} \frac{C - c}{T} \frac{\partial T}{\partial p} \frac{\partial T}{\partial v} &= 1 \text{ or} \\ C - c &= T \frac{\partial v}{\partial T} \frac{\partial p}{\partial T} \quad . \quad . \quad . \quad (48) \end{aligned}$$

An interesting consequence of this equation occurs when a body passes through a point of maximum density while the temperature is varied. In this case $\frac{\delta v}{\delta T} = 0$ and $C - c = 0$, or the specific heats become equal at this point.

If this expression for $C - c$ is divided by equation (7), we find $h = -T \frac{\delta v}{\delta T}$, which is Maxwell's fourth relation, and, dividing it by equation (10), we recover Maxwell's third relation, or $l = T \frac{\delta p}{\delta T}$. Hence it would have been possible to derive (48) directly from Maxwell's relations and the heat capacity equations. The longer method has been used as it illustrates a very useful mode of procedure in obtaining thermodynamic equations.

Two more equations similar to (48) may be obtained in like manner. By equation (3) we have $dq = C dT + h dp$, which is converted into an exact differential by subtracting $p dv$, or $du = C dT + h dp - p dv$, but $p dv = d(pv) - v dp$, hence $du + d(pv) = C dT + (h + v) dp$, which, being the sum of two exact differentials, is exact also; therefore, operating as usual,

$$\frac{\delta C}{\delta p} = \frac{\delta h}{\delta T} + \frac{\delta v}{\delta T} \quad . \quad . \quad . \quad (i)$$

but by (45), $h = -T \left(\frac{\delta v}{\delta T} \right)_p$ or

$$\frac{\delta h}{\delta T} = -\frac{\delta v}{\delta T} - T \frac{\delta^2 v}{\delta T^2} \quad . \quad . \quad . \quad (ii)$$

substituting this value of $\frac{\delta h}{\delta T}$ in (i), we obtain

$$\frac{\delta C}{\delta p} = -T \frac{\delta^2 v}{\delta T^2} \quad . \quad . \quad . \quad (49)$$



THIS PAGE IS LOCKED TO FREE MEMBERS

Purchase full membership to immediately unlock this page

FORGOTTEN BOOKS

FULL

MEMBERSHIP

797,885 Books!

All you can read

for only

\$8.99/month

Continue

*Fair usage policy applies



Equations Involving Thermodynamic Potential.—It was first pointed out by M. F. Massieu (1869–1876) that any coefficient determining the nature of a body such as h , l , C , c , etc., can be expressed as a function of any one of the potentials we have defined. Therefore, if we know any potential function of a body, we are able to determine all its characteristics. It is, then, most important, not only to be able to determine these potentials, but also to deduce the relations that exist between them, and the various coefficients.

Moreover, the independent variables may be expressed as functions of the partial derivatives of the potential functions. These latter relations are almost self-evident; thus we obtain directly from the defining equation of U in reversible processes, or $dU = T dS - p dV$,

$$\left(\frac{dU}{dS}\right)_v = T \quad . \quad . \quad . \quad . \quad . \quad (54)$$

and

$$\left(\frac{dU}{dV}\right)_s = -p \quad . \quad . \quad . \quad . \quad . \quad (55)$$

Equation (54) may be written $\left(\frac{dU}{dQ}\right)_v = 1$, by setting

$dS = \frac{dQ}{T}$. In this form it shows that when the volume is constant, the intrinsic energy varies directly with the heat received, or

$$[dU = dQ]_v \quad . \quad . \quad . \quad . \quad . \quad (56)$$

Equation (55) shows that during an adiabatic expansion, the intrinsic energy decreases at the expense of the pressure. In deducing similar relations with the other potentials, we shall write for simplicity $F = F_{TV}$ and $F' = F_{Tp}$.

Taking the defining equation of F , (28), or $dF = -S dT - p dV$, it follows that

$$\left(\frac{dF}{dT}\right)_V = -S, \text{ and } \left(\frac{dF}{dV}\right)_T = -p \quad (57)$$

From (29), $dF_{Sp} = T dS + V dp$, two similar relations are obtained, or:

$$\left(\frac{dF_{Sp}}{dp}\right)_S = V, \text{ and } \left(\frac{dF_{Sp}}{dS}\right)_p = T \quad (58)$$

and from (30), or $dF' = V dp - S dT$, we have

$$\left(\frac{dF'}{dT}\right)_p = -S, \text{ and } \left(\frac{dF'}{dp}\right)_T = V \quad (59)$$

Also since $F = U - TS$, by substituting for S from equation (57)

$$U = F - T \left(\frac{dF}{dT}\right)_V \quad (60)$$

which shows the possibility of finding inter-relations between the various potentials and their derivatives.

A relation similar to (60), but between U and F' , can be obtained from the defining equation of F' , (30); substituting for S and V their values as found in equation (59), we obtain

$$U = F' - T \left(\frac{dF'}{dT}\right)_p - p \left(\frac{dF'}{dp}\right)_T \quad (61)$$

We are now able to determine the specific heats and other characteristic coefficients. Since by definition $c = \left(\frac{dq}{dT}\right)_V$ and $dq = T ds$, we have $\left(\frac{dq}{dT}\right)_V = T \left(\frac{ds}{dT}\right)_V$. Now differentiate S in equation (57) with respect to T , keeping

v constant, and substitute for $\left(\frac{d s}{d T}\right)_v$ its value just obtained, and we have for unit mass

$$c = \left(\frac{d q}{d T}\right)_v = -T \left(\frac{d^2 f}{d T^2}\right)_v \quad . \quad . \quad . \quad (62)$$

where f indicates the value of F for unit mass. To find C in terms of f , take equation (48); but it was shown on page 13 that

$$\left(\frac{d T}{d v}\right)_p \left(\frac{d p}{d T}\right)_v = -\left(\frac{d p}{d v}\right)_T,$$

therefore (48) may be transformed to

$$C - c = -T \left(\frac{d p}{d T}\right)_v \left(\frac{d p}{d v}\right)_T$$

but by (57), $p = -\left(\frac{d f}{d v}\right)_T$, hence,

$$C - c = T \left(\frac{\delta^2 f}{\delta T \delta v}\right) \left(\frac{d^2 f}{d v^2}\right)_T \quad . \quad . \quad . \quad (62')$$

or substituting the value of c already found, we have

$$C = -T \left(\frac{d^2 f}{d T^2}\right)_v + T \left(\frac{\delta^2 f}{\delta T \delta v}\right) \left(\frac{d^2 f}{d v^2}\right)_T \quad (63)$$

l may also be expressed in terms of f , for, by definition, $l = \left(\frac{d q}{d t}\right)_T$, hence by aid of (57), we obtain

$$l = \left(\frac{d q}{d v}\right)_T = T \frac{\delta s}{\delta v} = -T \frac{\delta^2 f}{\delta T \delta v} \quad . \quad (64)$$

Similarly $h = \left(\frac{d q}{d p}\right)_T$, but by equation (13), $h = l \left(\frac{d v}{d p}\right)_T$, hence, making use of the value of l , in equation (64),

$$h = T \frac{\delta^2 f}{\delta T \delta v} \left(\frac{d^2 f}{d v^2}\right)_T \quad . \quad . \quad . \quad (65)$$

The thermo-elastic coefficients can also be expressed in terms of f as follows: By definition $\alpha_v = \frac{1}{p} \left(\frac{d p}{d T} \right)_v$, hence, using the value of p in equation (57), we have

$$\alpha_v = \frac{\frac{\delta^2 f}{\delta v \delta T}}{\left(\frac{d f}{d v} \right)_T} \quad . \quad . \quad . \quad (66)$$

Similarly the isothermal modulus of elasticity $E_T = -v \left(\frac{d p}{d v} \right)_T$ by definition; but differentiating (57) with respect to v , keeping T constant, gives $\left(\frac{d^2 f}{d v^2} \right)_T = - \left(\frac{d p}{d v} \right)_T$ and, substituting this in the defining equation for E_T , gives us

$$E_T = v \left(\frac{d^2 f}{d v^2} \right)_T \quad . \quad . \quad . \quad (67)$$

Also by equation (17), $\alpha_v = \frac{\alpha_p E_T}{p}$, hence, combining equations (66) and (67), and remembering that $p = - \left(\frac{d F}{d V} \right)_T$, we obtain

$$\alpha_p = - \frac{\frac{\delta^2 f}{\delta v \delta T} \left(\frac{d f}{d v} \right)_T}{\left(\frac{d f}{d v} \right)_T v \left(\frac{d^2 f}{d v^2} \right)_T}$$

which reduces to

$$\alpha_p = - \frac{\frac{\delta^2 f}{\delta v \delta T}}{v \left(\frac{d^2 f}{d v^2} \right)_T} \quad . \quad . \quad (68)$$

All these quantities can be expressed in terms of f' with equal ease, but the results will here be stated without proof.

$$C = -T \left(\frac{d^2 f'}{d T^2} \right)_p \quad . \quad . \quad . \quad (69)$$

$$C - c = T \left(\frac{\delta^2 f'}{\delta T \delta p} \right) / \left(\frac{d^2 f'}{d p^2} \right)_T \quad . \quad . \quad (70)$$

$$h = -T \frac{\delta^2 f'}{\delta T \delta p} \quad . \quad . \quad . \quad . \quad (71)$$

$$l = T - \frac{\delta^2 f'}{\delta T \delta p} / \left(\frac{d^2 f'}{d p^2} \right)_T \quad . \quad . \quad (72)$$

$$\alpha_v = -\frac{\delta^2 f'}{\delta p \delta T} / p \left(\frac{d^2 f'}{d p^2} \right)_T \quad . \quad . \quad (73)$$

$$\alpha_p = \frac{\delta^2 f'}{\delta p \delta T} / \left(\frac{d f'}{d p} \right)_T \quad . \quad . \quad . \quad (74)$$

$$E_T = - \left(\frac{d f'}{d p} \right)_T / \left(\frac{d^2 f'}{d p^2} \right)_T \quad . \quad . \quad (75)$$

CHAPTER V

PERFECT GASES

Joule's Law.—We have so far assumed that the intrinsic energy, U , depended upon both the temperature and the internal molecular forces that vary with the state of a body, its volume, pressure, etc. If, however, the molecules are regarded as being so far apart that the influence they exert upon each other is negligibly small, their internal energy can be a function of the temperature only. This, of course, assumes that other forms of energy, such as chemical, do not enter into the thermodynamic discussion. We may, then, regard dU as having the form $K dT$, where K depends only upon the temperature. Such hypothetical bodies are known as “perfect gases,” and though no such gas exists, it is well known that all real gases at temperatures far removed from their critical points, such as hydrogen, helium, etc., at ordinary temperatures and pressures approximate very closely to the behavior of an ideal or perfect gas.

Making use of the fundamental postulate, $dU = K dT$, equation (27) becomes, for unit mass, $dq = p dv + K dT$, hence at constant volume, $K = \left(\frac{dq}{dT} \right)_v$. This derivative we have already called the specific heat at constant volume, c , which is thus shown to be a function of T only. Hence it follows that for unit mass of perfect gases,

$$d u = c d T, \quad . \quad . \quad . \quad . \quad (76)$$

and

$$d q = p d v + c d T. \quad . \quad . \quad . \quad (77)$$

But by equation (4), $d q = c d T + l d v$; comparing this with (77) it is evident that in the case of perfect gases $l = p$, since they are coefficients of the same differential in similar equations.

Substituting this value of l in the equation of Clapeyron (42), we obtain its equivalent for ideal gases, or

$$l = p = T \left(\frac{d p}{d T} \right)_v \quad . \quad . \quad . \quad . \quad (78)$$

This may be written $\left[\frac{d p}{p} = \frac{d T}{T} \right]_v$, which on integration

becomes $\log p = \log T + \text{constant}$, or in other words, $p \propto T$, when we assume that at the absolute zero a gas would exert no pressure, thus reducing the constant to 0. But this is the familiar law that at constant volume the pressure varies as the temperature, and is thus shown to depend upon our original assumption.

This postulate may be stated in another form, in which it is known as *Joule's law*, stating that *all the work done in compressing a gas at constant temperature is converted into heat*; or, conversely, that the work done by a gas expanding at constant temperature is all at the expense of the heat supplied by the system. It is evident that this is equivalent to saying that the intrinsic energy cannot vary either with the pressure or volume and so absorb heat or supply energy.

Boyle's Law.—The second fundamental postulate of perfect gases is Boyle's law, or $[p v = \text{constant}]_T$. If this is combined with the statement that $[p \propto T]_v$,



THIS PAGE IS LOCKED TO FREE MEMBERS

Purchase full membership to immediately unlock this page



HISTORY

Tens of thousands of important historical sources, many previously unobtainable, are now available for the first time with a Forgotten Books Full Membership.

Unlimited Access
\$8.99/month

Continue

*Fair usage policy applies

But if, instead, v is taken as the volume occupied by a gramme-molecule of the gas, then, by Avogadro's principle, this volume will be the same for all gases at the same temperature and pressure, and R then becomes a universal constant for all gases, whose numerical value will depend only on the units chosen to express the three variables involved in the law. In what follows, unless otherwise stated, v will continue to stand for the specific volume, and R will, therefore, have a different value for each gas.

Difference of the Specific Heats.—By equation (48) we have $C - c = T \frac{\delta v}{\delta T} \frac{\delta p}{\delta T}$; now from the partial differentiation of (79), $p v = R T$, we obtain $\frac{\delta v}{\delta T} = \frac{R}{p}$ and $\frac{\delta p}{\delta T} = \frac{R}{v}$, substituting these values in (48), it becomes

$$C - c = T \left(\frac{R}{p} \right) \left(\frac{R}{v} \right) = \frac{T R^2}{p v} = \frac{T R^2}{R T} = R$$

The equation $C - c = R$, if we introduce the mechanical equivalent of heat at this point, and set $A = \frac{1}{J}$, becomes

$$C - c = R A \quad . \quad . \quad . \quad . \quad (80)$$

It shows that $C - c$ is a constant for each gas, and since c can be a function of T only, the same must be true of C , while a knowledge of R and either of the specific heats enables us to determine the other. It does not follow, however, from the above proof, that C and c are individually independent of the temperature at which they are measured, but this is found by experiment to be very nearly the case for such gases as air, hydrogen, etc.; and we shall, therefore, add this third postulate concerning

perfect gases: that *the specific heats are constants independent of the temperature*. This is really Clausius' law, which states that the specific heat of a perfect gas at constant volume is independent of the temperature. From this it follows that C is constant, too, since $C - c$ has already been shown to be independent of the temperature.

Summary of Postulates.—We have now seen that the the two fundamental assumptions with regard to perfect gases, or the laws of Joule and Boyle, give us, when combined, the familiar gas equation and all the ordinary properties of perfect gases. We further added Clausius' law which is not always included in the definition of a perfect gas, but which is really necessary in many calculations where we are forced to assume the specific heats constant. All three laws, while in a sense arbitrary, are justified by the tendency of gases toward approximate harmony with them, as they recede from their critical temperatures; and also by considerations based on the kinetic theory of gases, which would lead us to expect such laws in ideal bodies free from intermolecular forces or collisions.

Determination of the Capacities.— η , λ and h .—These quantities are readily found for the case of perfect gases by using equations (11), (12), and (13), in which each depends on a partial derivative and a heat capacity already determined. Thus, by (11), $\eta = c \frac{\delta T}{\delta p}$, but a partial differentiation of (79), gives $\frac{\delta T}{\delta p} = \frac{v}{R}$, hence we obtain

$$\eta = \frac{c v}{R} = \frac{c T}{p} \quad . \quad . \quad . \quad . \quad . \quad (81)$$

Similarly from (12), $\lambda = C \frac{\delta T}{\delta v}$, and $\frac{\delta T}{\delta v} = \frac{p}{R}$ which follows by partial differentiation of (79), we have

$$\lambda = \frac{C p}{R} = \frac{C T}{v} \quad . \quad . \quad . \quad (82)$$

Using (13), $h = l \frac{\delta v}{\delta p}$ and $\frac{\delta v}{\delta p} = -\frac{R T}{p^2}$, we find $h = -\frac{l R T}{p^2}$, but $l = p$ for perfect gases, hence

$$h = -\frac{R T}{p} = -v \quad . \quad . \quad . \quad (83)$$

Determination of U, S, F and F'.—These functions are found as follows: Since dU is an exact differential, it is easy to integrate it between any assigned limits. Taking U_o as the potential of the gas at some arbitrarily chosen lower limit of temperature, and integrating $\int_{U_o}^U dU = \int_{T_o}^T c dT$, we have for unit mass

$$u = u_o + c (T - T_o) \quad . \quad . \quad . \quad (84)$$

Dividing (77) by T it becomes $\frac{dq}{T} = ds = \frac{c}{T} dT + p \frac{dv}{T}$ which is an exact differential. Integrating between T and T_o we obtain

$$s = s_o + c \log \frac{T}{T_o} + R \log \frac{v}{v_o} \quad . \quad . \quad (85)$$

where s_o is the entropy at the arbitrarily chosen temperature T_o and corresponding volume v_o . To obtain F , take $dF = dU - d(TS)$, or, for unit volume, $df = du - T ds - s_o dT$. Integrating, and substituting for $u - u_o$ from (84) and $s - s_o$ from (85),

$$f - f_o = c(T - T_o) - T c \log \frac{T}{T_o} - T R \log \frac{v}{v_o} - s_o(T - T_o)$$



THIS PAGE IS LOCKED TO FREE MEMBERS

Purchase full membership to immediately unlock this page

FORGOTTEN BOOKS

FULL

MEMBERSHIP

797,885 Books!

All you can read

for only

\$8.99/month

Continue

*Fair usage policy applies



are each equal to the reciprocal of the temperature, while the modulus of elasticity at constant temperature is equal to the pressure, which is a well-known property of perfect gases.

Determination of Q During a Transformation.—Another important quantity is the amount of heat involved in any transformation of a perfect gas, expressed in terms of p , v , and T . By equation (4), $d q = c d T + l d v$, and since for perfect gases, $l = p$, we may substitute $l = p = \frac{RT}{v} = (C - c) \frac{T}{v}$

$$\therefore d q = c d T + (C - c) T \frac{d v}{v} \quad (88)$$

and since $h = -v$, we derive in an exactly similar manner,

$$d q = C d T - (C - c) T \frac{d p}{p} \quad (89)$$

Equations (88) and (89) are useful in calculating heat added at constant pressure or at constant volume.

Further if equation (77) is written in the form $d q = c d T + A d w$, it shows clearly that, in general, when we heat a perfect gas, a portion of the heat goes to raising the temperature, and the rest is consumed in doing external work. But if the heat is added isothermally, or $d q = A d w$, it is all converted into work, which is Joule's law, as has already been stated. If the gas expands adiabatically $d q = 0$ and $c d T = -A d w$, or integrating between T_1 and T_2 , $c (T_1 - T_2) = u_1 - u_2 = -A w$, hence in this case it is clear that the work is done at the expense of the intrinsic energy of the gas.

Adiabatic Transformations.—The special case of an

adiabatic can be examined in more detail by aid of the general equation (2), or

$$d q = \lambda d v + \eta d p$$

Substituting (81), $\eta = \frac{c T}{p}$, and (82), $\lambda = \frac{C T}{v}$

we obtain, for perfect gases:

$$d q = \frac{C T d v}{v} + \frac{c T d p}{p} \quad . \quad . \quad . \quad (90)$$

which is readily converted into an exact differential by dividing by T , giving

$$d s = \frac{C d v}{v} + \frac{c d p}{p}$$

If the change is adiabatic, $d s = 0$ and $\frac{C d v}{v} = - \frac{c d p}{p}$

Since C and c are constant for perfect gases, their ratio is also constant. This ratio which occurs constantly in dealing with gases will hereafter be designated by the letter κ , which is equal to $\frac{C}{c}$, and has a certain fixed value for each gas that is regarded as "perfect."

Dividing the last equation by c it may be written $\kappa \frac{d v}{v} + \frac{d p}{p} = 0$, on integrating, this exact differential becomes $\kappa \log v + \log p = \text{constant}$, which is readily transformed to

$$p v^{\kappa} = \text{constant, or } K, \quad . \quad . \quad . \quad (91)$$

which is the equation of the adiabatic curves of a perfect gas on the pressure-volume diagram. The numerical value of κ is 1.41 for air and most other diatomic gases or mixtures of such gases. Monatomic gases have a higher value, or about 1.67, while for such gases as Cl_2 , Br_2 and

I_2 , which are partly dissociated at ordinary temperatures, the value of κ is about 1.30.

The constant of integration in equation (91) is readily found if the value of p is known for any arbitrarily chosen temperature. Suppose this temperature is 0° C., then we have $p_o v_o = R T_o$, raising to the κ th power it becomes $v_o^\kappa = \left(\frac{R T_o}{p_o}\right)^\kappa$, or $p_o v_o^\kappa = \frac{(R T_o)^\kappa}{p_o^{\kappa-1}}$. But during an adiabatic transformation, $p v^\kappa = p_o v_o^\kappa$

$$\therefore p v^\kappa = \frac{(R T_o)^\kappa}{p_o^{\kappa-1}} \quad . \quad . \quad . \quad . \quad (92)$$

which is the equation sought, in terms of known quantities.

Isothermal Transformations.—The case of isothermals is even simpler. Since $p v = R T$, if T is constant $p v$ is constant, which shows that an isothermal plotted on the $p v$ diagram is an equilateral hyperbola, and this curve is the graphic expression of Boyle's law.

External Work During an Adiabatic Expansion.—We have already seen that during an adiabatic change $U_1 - U_2 = -A W$, where $A = \frac{1}{J}$ or, for unit mass and hydrostatic pressure

$$A w = A p (v_1 - v_2) = c (T_2 - T_1) \quad . \quad . \quad (93)$$

This may be expressed in terms of κ by virtue of the relation $C - c = R A$; dividing by c we obtain $\frac{C - c}{c} = \frac{R A}{c}$, or $\kappa - 1 = \frac{R A}{c}$ or

$$c = \frac{R A}{\kappa - 1} \quad . \quad . \quad . \quad . \quad (94)$$



THIS PAGE IS LOCKED TO FREE MEMBERS

Purchase full membership to immediately unlock this page



HISTORY

Tens of thousands of important historical sources, many previously unobtainable, are now available for the first time with a Forgotten Books Full Membership.

Unlimited Access
\$8.99/month

Continue

*Fair usage policy applies

External Work During an Isothermal Expansion.—The work done during an isothermal expansion has been shown to be given by $d q = A d w$, or, if the pressure is hydrostatic, $d w = p d v$, but $p = \frac{R T}{v}$, hence $d w = R T \frac{d v}{v}$, where T is constant. Integrating between the limits of the final and initial volumes it becomes:

$$w = R T \log \frac{v_2}{v_1} = R T \log r.$$

hence, during an isothermal expansion,

$$\begin{aligned} q &= A w = A R T \log r, \text{ or} \\ w &= R T \log r \quad . \quad . \quad . \quad . \quad (97) \end{aligned}$$

External Work During any Closed Cycle.—If a body is carried through a closed reversible cycle the integral of $d U$ taken over the cycle is zero, just as it is for $d S$, both being exact differentials.

But for perfect gases and unit mass, $d u = c d T$,
 $\therefore \int c d T = 0$, around any closed path. Integrating equation (77) with this in mind, it becomes $q = A \int p d v$, which shows that the external work done by a perfect gas carried through a closed cycle is at the expense of the heat Q , which must have been supplied to it from an external source.

The Carnot Cycle Using a Perfect Gas.—This cycle, though difficult to approximate experimentally, is extremely simple from a theoretical standpoint, and will therefore be considered before the cycles found more often in practice. Since, as we have just seen, the work

done during any cycle is at the expense of the heat supplied from without, and since no heat enters the gas during the two adiabatic changes,—it follows that the work done must be equivalent to the difference between the heat absorbed during the isothermal expansion, and

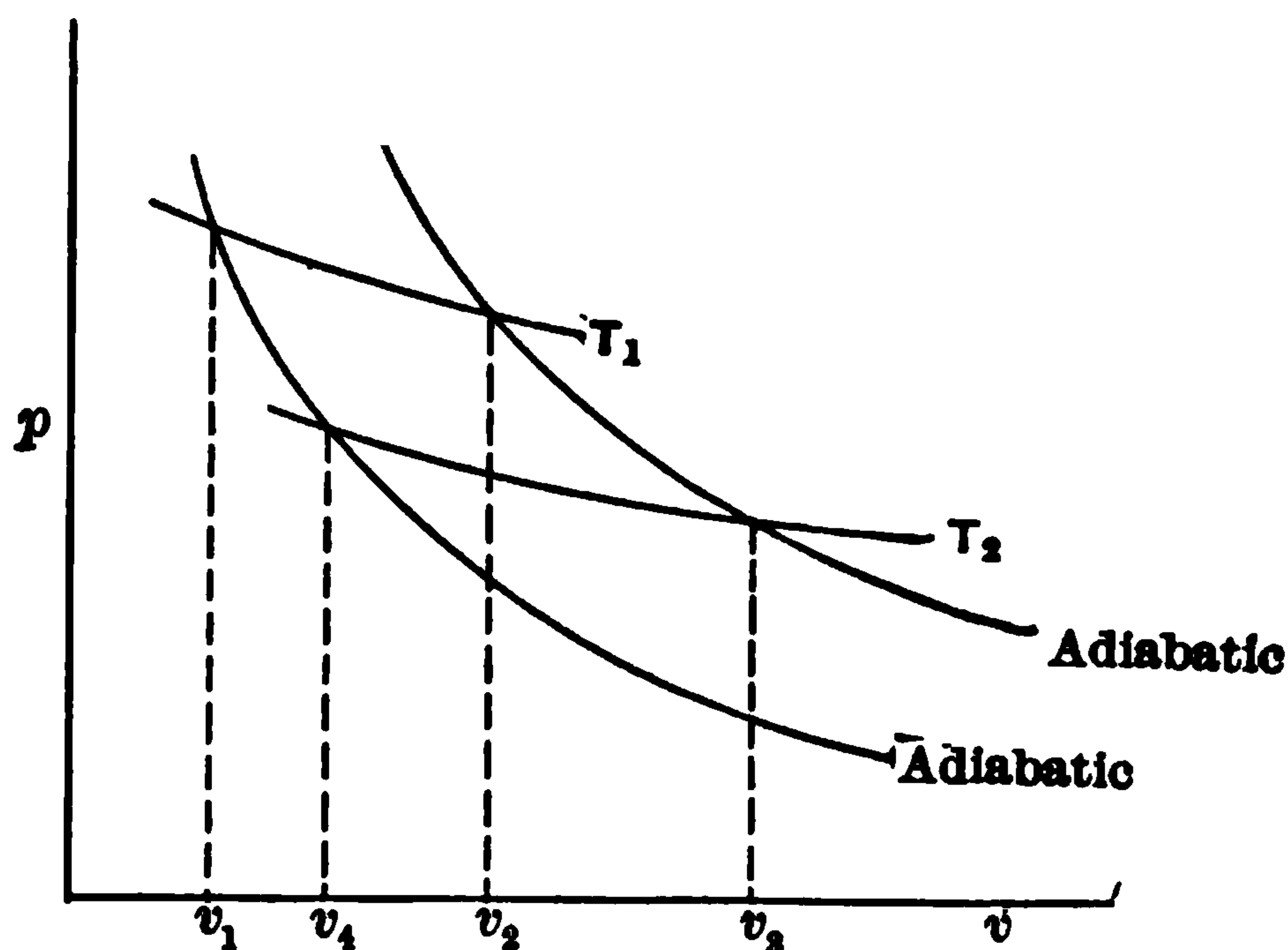


FIG. 15.

that rejected during the isothermal compression. We have shown that during an isothermal expansion $q_1 = A R T_1 \log \left(\frac{v_2}{v_1} \right)$ (see p. 86) per unit mass of the working substance, where T_1 is the temperature of the body and v_2 and v_1 its final and initial volumes respectively. Designating by v_3 and v_4 the initial and final volumes of the isothermal compression, and by T_2 its temperature, the heat rejected to the refrigerator is $q_2 = A R T_2 \log \frac{v_3}{v_4}$. But it has already been pointed out that the ratio of volumes of any adiabatic intersecting two isotherms is a constant, hence, as will be evident from the diagram, $\frac{v_2}{v_1} = \frac{v_3}{v_4} = r$, therefore

$$q_1 - q_2 = A w = A R (T_1 - T_2) \log r \quad . \quad (98)$$

which gives the work per unit mass of the gas performing a Carnot cycle.

Cycle of Constant Pressures and Constant Volumes.—

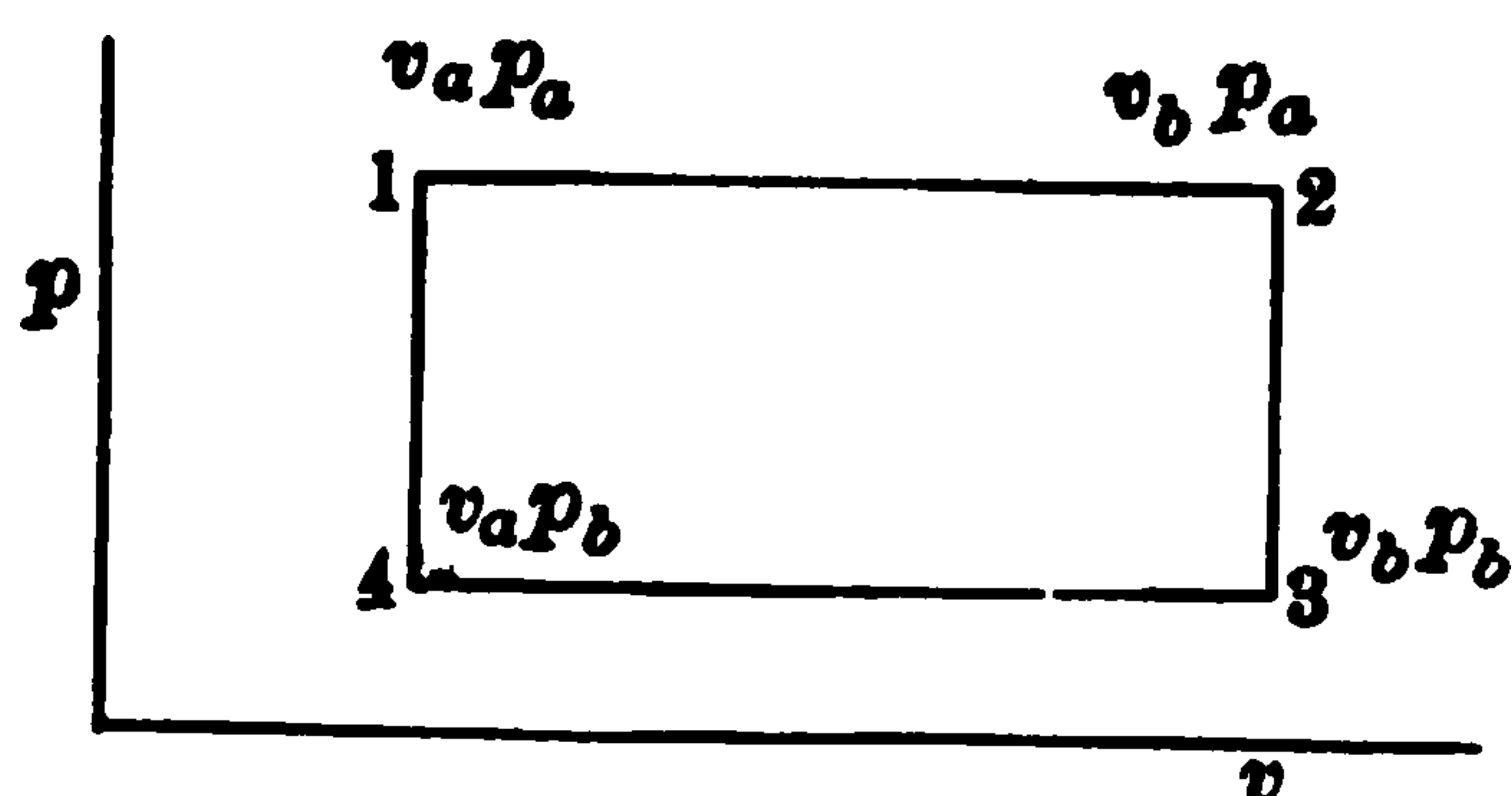


FIG. 16.

Another simple cycle of some practical interest is a rectangle on the $p v$ diagram, as indicated in Fig. 16. As before, the total external work is equal to the difference

between the heat received and that rejected during the cycle, or $\int dQ = A \int dW$. Take equation (88), and eliminate T by the relation $T = \frac{p v}{R}$, and we obtain:

$$d q = \frac{c v d p}{R} + \frac{C p d v}{R}$$

There are four steps to be considered. First, keeping p constant, the above equation becomes:

$$q_{1, 2} = \frac{C p_a}{R} (v_a - v_b)$$

next, keeping v constant,

$$q_{2, 3} = \frac{c v_b}{R} (p_a - p_b)$$

third, keeping p constant,

$$q_{3, 4} = \frac{C p_b}{R} (v_b - v_a)$$

fourth, keeping v constant,

$$q_{4, 1} = \frac{c v_a}{R} (p_b - p_a)$$



THIS PAGE IS LOCKED TO FREE MEMBERS

Purchase full membership to immediately unlock this page

FORGOTTEN BOOKS

FULL

MEMBERSHIP

797,885 Books!

All you can read

for only

\$8.99/month

Continue

*Fair usage policy applies



from Carnot's principle, by which all reversible engines working between the same temperature limits have the same efficiency, and if we assign the same value of r to

the two cycles, the same quantity of heat will be absorbed, and consequently the same external work performed.

Experimental Determination of C .—The actual measurement of the specific heat of a gas, approximating at all closely

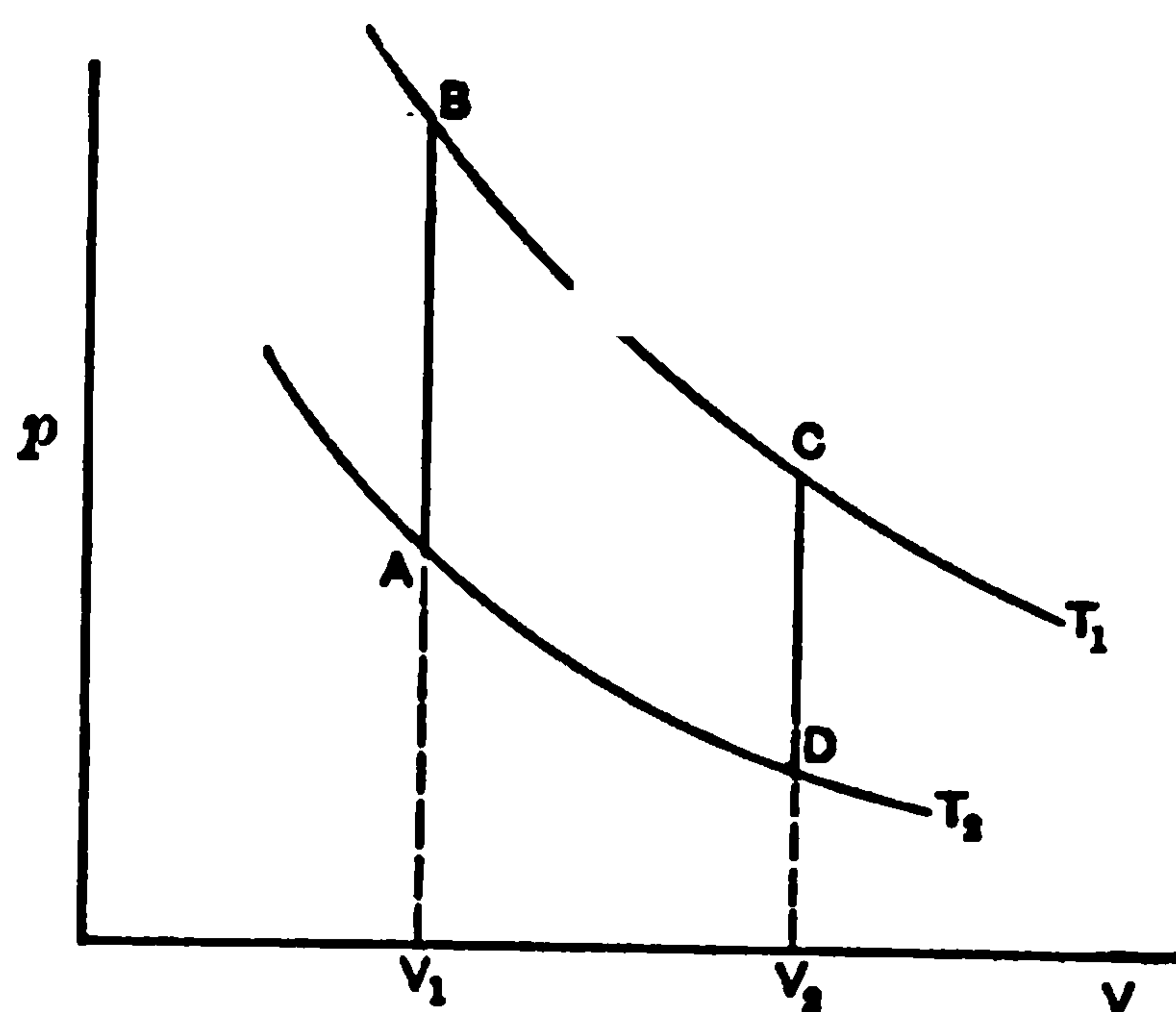


FIG. 17.

to a perfect gas, is most difficult owing to the low density of such bodies at the temperatures and pressures at which they must necessarily be measured, in order that they may be sufficiently removed from the critical point.

The specific heat at constant pressure is more readily measured than that at constant volume, and if C is

known, c may be found either from $A = \frac{C-c}{R}$, or $\frac{C}{c} = \kappa$,

provided R or κ are known for the gas in question.

The method used for finding C is to pass the gas from a receiver through a heating coil, and then into a calorimeter consisting of a "worm" immersed in water. The flow is made very slow, so that the pressure throughout the calorimeter is sensibly the same, and constant during the run. The specific heat is then calculated from

the equation: $M C \left(T - \frac{T_o + T_1}{2} \right) = M' (T - T_o)$,

where M is the amount of gas that has passed through the calorimeter, T is its initial temperature, T_0 and T_1 are the initial and final temperatures of the water, and M' is the mass of the water and the "water equivalent" of the calorimeter. In this equation it is assumed that there is no loss of heat from the water, and that the temperature rises uniformly from start to finish. This will approximately be realized if T is much larger than both T_0 and T_1 . The value of C for air is 0.23. It is found to be practically independent of the temperature and pressure, thus agreeing with our assumption that at ordinary temperatures and pressures air behaves like a nearly perfect gas.

Experimental Determination of κ .—The ratio of the specific heats of a gas that is assumed to be perfect is best determined by measuring the velocity of sound through that gas. This velocity is shown to depend upon κ as follows: Newton proved that the velocity of a longitudinal wave through an elastic medium is given by $u = \sqrt{\frac{E}{\rho}}$, where u is the velocity, E is the modulus of elasticity and ρ is the density of the medium. It was found that this equation gave satisfactory results for solids and liquids. In the case of gases, Newton modified it by substituting the pressure for E . This equality was derived on (p. 81), where it was found that for a perfect gas $E_T = p$; hence, in making this substitution, Newton assumed the temperature to be constant during the passage of the wave. Using the formula $u = \sqrt{\frac{p}{\rho}}$ gives a result that is more than 15 per cent too low. The error is due to assuming the

temperature constant and using the isothermal modulus. Instead, the adiabatic modulus E_s should be employed, for the compressions and rarefactions do produce heatings and coolings which are, however, of such short duration that they may be considered as strictly adiabatic. But we have already proved, see (17'), that $E_s = \kappa E_T$, therefore

$$E_s = \kappa p \quad . \quad . \quad . \quad . \quad (99)$$

and the true expression for the velocity of sound in a gas is

$$u = \sqrt{\frac{\kappa p}{\rho}} \quad . \quad . \quad . \quad . \quad (100)$$

which gives the velocity approximately as determined by direct experiment. This is known as Laplace's formula and it is applicable to all supposedly perfect gases; but Newton's formula is used in the case of liquids and solids, because the compressions and expansions are too small to produce any appreciable change in temperature and the modulus of elasticity may be taken as E_T . In fact no other modulus is ordinarily considered, and we write simply E . In actual experiment, it is usual to reduce the readings to 0° C., by the modified form of Laplace's equation,

$$u_0 = \sqrt{\frac{\kappa p}{\rho_0} (1 + 0.003665 t)}$$

where p is the observed pressure and ρ_0 the density at 0° C. of the gas in question. The apparatus used is some form of Kundt's tube, as described in all elementary treatises on sound.

Method of Clément and Desormes.—A totally different and much less accurate method for determining κ



THIS PAGE IS LOCKED TO FREE MEMBERS

Purchase full membership to immediately unlock this page



HISTORY

Tens of thousands of important historical sources, many previously unobtainable, are now available for the first time with a Forgotten Books Full Membership.

Unlimited Access
\$8.99/month

Continue

*Fair usage policy applies

is thus warmer than the surrounding atmosphere. The increase in pressure is $\Delta p_1 = a_1 \rho g$. After the stop-cock is closed again a much slower change takes place. The air in R cools down to the temperature outside, and the manometer indicates a slow fall in pressure until it stands at a new level a_2 , which indicates a pressure change $\Delta p_2 = a_2 \rho g$. This latter change is sensibly at constant volume, since the bore of the tube is small compared to R . During the first, or adiabatic change, $d q = 0$, hence, by equation (3),

$$\left[d p = -\frac{C d T}{h} \right],$$

During the second change, when v is constant, by equation (7),

$$\left[d p = -\frac{(C-c)}{h} d T \right]_v$$

hence for the finite changes observed, we have

$$\Delta p_1 = a_1 \rho g = -\frac{C}{h} \Delta T_1 \quad . \quad . \quad . \quad (i)$$

and

$$\Delta p_2 = a_2 \rho g = -\frac{(C-c)}{h} \Delta T_2 \quad . \quad . \quad (ii)$$

But $\Delta T_1 = \Delta T_2$ since the vessel ultimately returns to its original temperature, therefore, dividing (i) by (ii), we obtain

$$\begin{aligned} \frac{a_1}{a_2} &= \frac{C}{C-c} \\ \text{or } \frac{C}{c} &= \kappa = \frac{a_1}{a_1 - a_2} \end{aligned}$$

This method is open to serious experimental difficulties, some of which are noted in Preston's "Theory of Heat"

(p. 291). But it has been repeated by numerous observers who have partially eliminated these errors. In the more recent attempts it has been found better to compress the air in R rather than to exhaust it (see Poynting,* p. 292), and the values of κ thus obtained agree excellently with those found from the velocity of sound.

Rate of Flow of Gases Under Pressure.—An important application of the laws of perfect gases is the consideration of the flow of such gases through tubes under

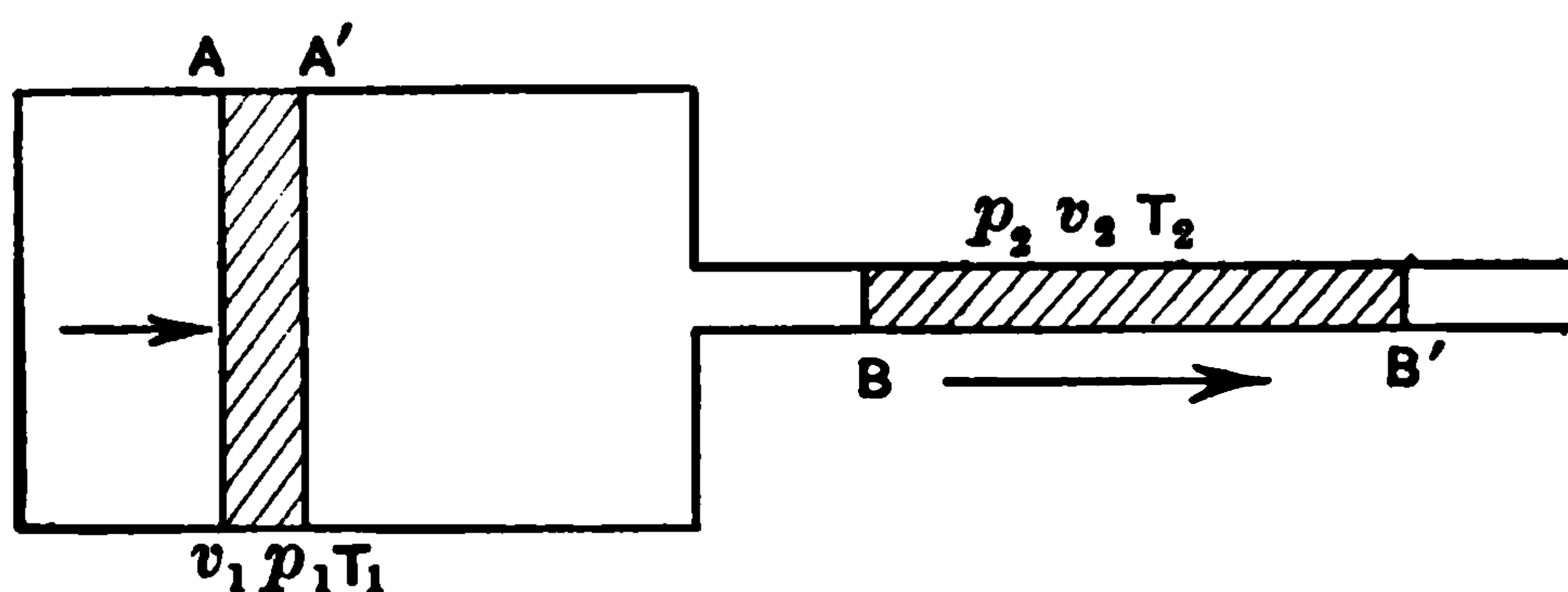


FIG. 19.

pressure. Suppose the surface of a piston moving in the large cylinder as shown in Fig. 19, is advanced from A to A' so as to displace a unit mass of the gas, and suppose a section of the gas in the tube advances, in consequence, from B to B' with a velocity u . Let v_1 be the volume swept out by the piston (*i.e.*, the specific volume of the gas in the cylinder), and let v_2 be the volume swept out by the advancing section in the tube, between B and B' . Let p_1 and p_2 be the pressures in the two volumes considered where $p_1 > p_2$ as long as the piston is moving. Further let T_1 equal the temperature of the gas after undergoing compression and T_2 the temperature after expansion, or the temperature of the undisturbed gas. If the piston moves at a uniform rate, then p_1 is constant, and the mechanical work done

* "A Text-Book of Physics, Heat"; Poynting and Thomson, published by Lippincott.

by the piston in sweeping out the volume we are considering is equal to $p_1 v_1 = R \int_{T_2}^{T_1} dT$, or $p_1 v_1 = R(T_1 - T_2)$. But this work done on the gas in the cylinder results in two effects in the gas in the tube. Owing to the small section of the tube, the unit mass of gas will acquire a kinetic energy equal to $\frac{1}{2}u^2$, an effect which was negligible in the slowly moving gas in the cylinder; moreover the gas in the tube expands back to its original pressure, and so loses temperature or intrinsic energy; hence the work done on the gas, $p_1 v_1 = R(T_1 - T_2) = \frac{1}{2}u^2 - c J(T_1 - T_2)$. Substituting $R = J(C - c)$, this equation becomes

$$\frac{1}{2}u^2 = J C (T_1 - T_2) \quad . \quad . \quad . \quad (101)$$

This expression, for the velocity, may be transformed to depend upon the *pressures*, which are more easily measured than the temperatures. If the expansion is sufficiently rapid it may be regarded as adiabatic, hence we may use equation (96), or

$$\frac{T_2}{T_1} = \left(\frac{v_1}{v_2} \right)^{\kappa - 1}$$

this is readily transformed to

$$\frac{T_2}{T_1} = \left(\frac{p_2}{p_1} \right)^{\frac{\kappa - 1}{\kappa}} \quad . \quad . \quad . \quad (102)$$

by substituting $\frac{v_1}{v_2} = \left(\frac{p_2}{p_1} \right)^{\frac{1}{\kappa}}$, which follows from equation (91). Substituting (102) in (101), we obtain,

$$u = \sqrt{2 C T_1 J \left(p_1^{\frac{\kappa - 1}{\kappa}} - p_2^{\frac{\kappa - 1}{\kappa}} \right) / p_1^{\frac{\kappa - 1}{\kappa}}}. \quad (103)$$



THIS PAGE IS LOCKED TO FREE MEMBERS

Purchase full membership to immediately unlock this page

FORGOTTEN BOOKS

FULL

MEMBERSHIP

797,885 Books!

All you can read

for only

\$8.99/month

Continue

*Fair usage policy applies



$$-d p = \rho g d h = g \frac{d h}{v}$$

hence

$$-v d p = g d h \quad . \quad . \quad . \quad . \quad (i)$$

but for perfect gases,

$$p d v + v d p = R d T \quad . \quad . \quad . \quad (ii)$$

and since this state is adiabatic, $p v^\kappa = \text{constant}$

\therefore taking the total differential of this equation we have

$$\kappa p d v + v d p = 0 \quad . \quad . \quad . \quad (iii)$$

Eliminating $p d v$ between (ii) and (iii),

$$v d p = \frac{\kappa R d T}{\kappa - 1}$$

which may be substituted in (i), giving

$$d h = - \frac{\kappa}{g (\kappa - 1)} R d T \quad . \quad . \quad . \quad (iv)$$

from which it is evident that the temperature diminishes as the altitude increases. Now substitute $R = (C - c)J$ and $\kappa = \frac{C}{c}$, and (iv) reduces to $d h = - \frac{J}{g} C d T$. Integrating between the limits 0 and H , and T_1 and 0, we obtain

$$H = \frac{J C T_1}{g} \quad . \quad . \quad . \quad (105)$$

where H is the height of the adiabatic atmosphere and T_1 is the temperature at the surface of the earth. This could have been obtained directly from the equation of the expansion of a gas into a vacuum, for the kinetic energy of a gramme of air rushing into a vacuum at the surface of the earth is equal to the potential energy of the same mass at the top of the atmosphere, by the

familiar principle of Torricelli. Hence $\frac{1}{2}u^2 = g H$, but $\frac{1}{2}u^2 = J C T_1$ by equation (104) $\therefore H = \frac{J C T_1}{g}$, as above.

This value of H is about 27 kilometres and the temperature gradient thus indicated is approximately 1° for 100 metres, which is substantially true near the surface of the earth.

Barometric Measurement of Altitudes.—The determination of altitudes by means of the barometer is usually based on the assumption that the atmosphere is isothermal, rather than adiabatic. Therefore, assuming T constant, the height of the so-called “homogeneous atmosphere,” H' , is constant, for by definition $H' = \frac{p}{\rho g}$, but

$$\frac{p}{\rho g} = \frac{p v}{g} = \frac{p_o v_o}{g} = \frac{R T_o}{g} = \text{constant}.$$

Substituting $\frac{p}{H'}$ for ρg in the equation $-d p = \rho g d h$, we obtain $d h = -H' \frac{d p}{p}$; then integrating between o and h , and substituting $\frac{R T_o}{g}$ for H'

$$h = \frac{R T_o}{g} \log \frac{p_o}{p} \quad . \quad . \quad . \quad (106)$$

where p_o and T_o are the pressure and temperature at sea level.

But it is also possible to calculate h on the assumption of an adiabatic atmosphere, as in the last paragraph. In this case $p v^\kappa = K$; therefore eliminating v from $-v d p = g d h$, we obtain

$$d h = - \frac{K^{\frac{1}{\kappa}}}{g} \frac{d p}{p^{\frac{1}{\kappa}}}$$

Integrating as before

$$h = \frac{K^{\frac{1}{\kappa}} \kappa}{g(\kappa-1)} \left(p_o^{\frac{\kappa-1}{\kappa}} - p^{\frac{\kappa-1}{\kappa}} \right)$$

and substituting the value of K given in (92)

$$h = \frac{R T_o \kappa}{g(\kappa-1)} \left(1 - \left(\frac{p}{p_o} \right)^{\frac{\kappa-1}{\kappa}} \right) \quad . \quad (106')$$

where h may be computed if the pressure and temperature at sea level have been observed simultaneously with the pressure at h .

This method of calculating h is much more accurate at great altitudes than the former, as may be seen by setting $p = 0$ in (106), which makes h infinite; while,

if $p = 0$ in (106'), h becomes $\frac{R T_o \kappa}{g(\kappa-1)}$; but by (94) $R =$

$J(\kappa-1)c$, or $R = \frac{J(\kappa-1)C}{\kappa}$; hence, substituting for R ,

$h = \frac{J C T_o}{g}$, which is the height of the adiabatic atmos-

phere as proved in the preceding paragraph.



THIS PAGE IS LOCKED TO FREE MEMBERS

Purchase full membership to immediately unlock this page



HISTORY

Tens of thousands of important historical sources, many previously unobtainable, are now available for the first time with a Forgotten Books Full Membership.

Unlimited Access
\$8.99/month

Continue

*Fair usage policy applies

Possibility of Accurately Expressing the Laws of a Real Gas.—Various attempts have been made to express the relation between p , v and T in an equation that will hold under all possible conditions of a gas; but none have so far proved absolutely accurate, and it is probable that the relations involved are so complex that no perfect solution will ever be achieved. In fact Kamerlingh Onnes, of Leyden, has practically admitted this by abandoning finite equations, and making use of an infinite series in negative powers of v in order to express the long-sought relation.

But we shall here discuss two earlier partial solutions of the problem, whose comparative simplicity makes them available for numerical calculations, and they yield results that are remarkably accurate within certain ranges to which each equation seems peculiarly adapted.

Practically all proposed solutions of this problem, till that of Onnes, have been of the general form

$$(p + \pi)(v - \phi) = R T,$$

where a certain function π is to be added to the pressure, and a certain other function ϕ must be subtracted from the volume. The function π may involve both volume and temperature, while ϕ is a function of the volume only. The various solutions, however, differ as to the exact nature of these functions. The addition to p is necessary because of the intermolecular attractions, and the diminution of v because of the effective reduction of the volume of the gas by the volume of the molecules themselves, thus involving collisions between them.

Van der Waals' Equation.—This solution is the most celebrated of any, and perhaps the simplest, although

it is not the most accurate. It has one great advantage over the others in that the meaning of the constants introduced is fairly apparent. Van der Waals assumed that:

$$\left(p + \frac{a}{v^2}\right)(v - b) = R T . \quad . \quad . \quad (107)$$

in which R has the same value as in the simpler equation for perfect gases, and a and b are constants dependent upon the nature of the gas. It will be noticed at once that the specific volume v has been reduced by a constant volume b which, as was said above, depends upon the volume of the molecules. In fact b is called the co-volume, and is the least possible space occupied by the molecules if they are crowded together. If the volume occupied by a gramme of the gas becomes equal to this co-volume, then $v = b$ and $T = 0$. In other words, this crowding would only occur if the temperature were reduced to the absolute zero, and the agitation of the molecules ceased altogether.

The quantity a/v^2 must obviously be in the nature of a pressure, or intensity of a force, and the constant a determines the amount of this force which varies inversely as the square of the specific volume. The reason for this is apparent if we consider that the attraction between any two portions of a gas must vary as the number of particles in each, and therefore varies as the product of the two densities. But the density is constant throughout a small body of gas in equilibrium, hence the attraction must vary as the density squared, or inversely as the square of the specific volume. This quantity, a/v^2 , obviously tends to diminish the pressure due to the bombardment of the molecules on the walls

of a containing vessel, hence it must be added to p in order to obtain the true internal pressure of the gas. Further it should be noticed that in the case of a very "light" gas like hydrogen, v is very large, and this correction is insignificant, but it increases in importance as v diminishes.

Plotting Van der Waals' Equation.—The graphic form and properties of Van der Waals' equation may be investigated by a very simple analysis. If the equation is solved for p , it becomes

$$p = -\frac{a}{v^2} + \frac{RT}{v-b}. \quad (108)$$

Now set $-a/v^2 = p_1$ and $RT/(v-b) = p_2$. Then plot two isothermal curves for p_1 and p_2 using volumes as abscissæ. A

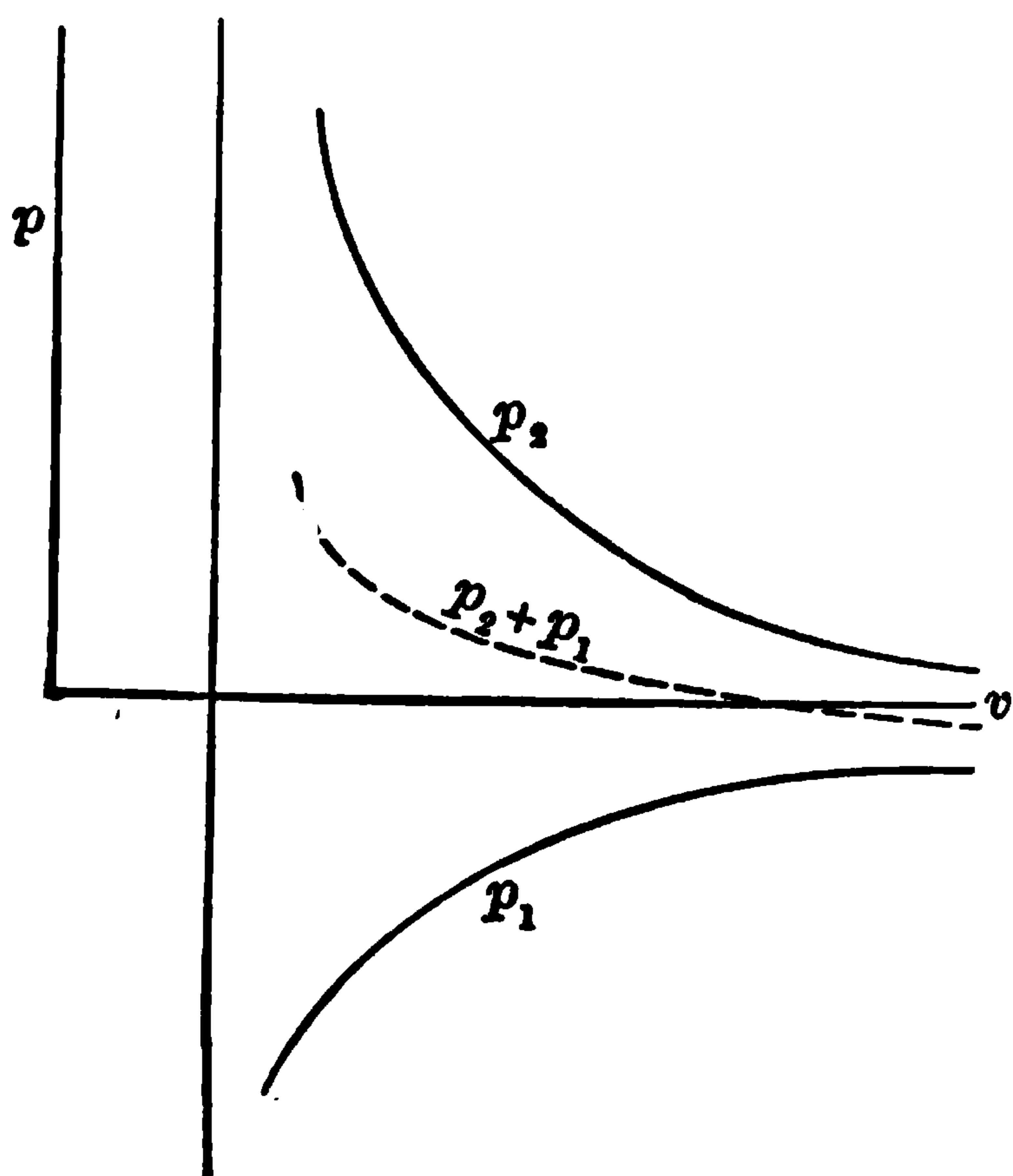


FIG. 20.

third curve whose ordinates are the sum of the ordinates of the last two, or $p_1 + p_2$, plotted as a function of v , expresses the relation between p and v in Van der Waals' equation, assuming the temperature constant. This is shown in Fig. 20, where the dotted curve gives this relation for an arbitrarily

assumed value of T over a small range of volumes. The particular case represented applies to a very low tem-



THIS PAGE IS LOCKED TO FREE MEMBERS

Purchase full membership to immediately unlock this page

FORGOTTEN BOOKS

FULL MEMBERSHIP

797,885 Books!

**All you can read
for only**

\$8.99/month

Continue

*Fair usage policy applies



universally happens. In point of fact we may so regard the points p and q . It is evident that at the point p begins a sudden increase in volume while the pressure remains constant, which indicates the sudden vaporization that occurs when the pressure on a liquid is sufficiently reduced. This will continue at constant pressure until all the liquid is vaporized at q . From there on, the vapor continues to expand, as the pressure is further reduced, following a continuous curve. Now, if the pressure is lowered over a liquid under certain very special conditions, we can carry the curve without discontinuity nearly to the point A . Similarly a vapor free from dust or other condensation nuclei may be supersaturated nearly up to the point B . If, however, we attempt to pass beyond A or B there will be an explosive transformation involving either a sudden and complete vaporization, or an equally abrupt condensation, because the portion of the curve between A and B is essentially unstable, representing as it does the anomalous condition of the volume and pressure increasing simultaneously.

It may be that the substance really does follow the curved path, although the change is so rapid that it cannot be detected. Since condensation nuclei or dust particles may be regarded as accidents in a liquid or vapor, we are justified in considering a continuous curve like that of Van der Waals as an approximate representation of the ideal transformation from liquid to vapor, or vice versa.

Singular Points in the Curve.—In order to locate the points A and B , differentiate the original equation, solved for p , giving

$$\frac{d p}{d v} = \frac{2 a}{v^3} - \frac{R T}{(v-b)^2}$$

setting this equal to zero to obtain a maximum or minimum,

$$\frac{2 a}{v^3} = \frac{R T}{(v-b)^2} \quad . \quad . \quad . \quad . \quad (109)$$

A solution of this equation would locate A and B on any isothermal. The points of discontinuity p and q may be found graphically as follows: It was proved

on (p. 52) that the external work involved in carrying a body through an isothermal cycle is zero, hence, since the shaded areas indicate work, and if we consider the isothermal cycle $p A c B q c p$, it

follows that the area $(p' p A c B q q' - p' p q q') = 0$, since this is proportional to the work done during the cycle. Expanding this relation, we obtain,

$$p' p A c c' + c' c B q q' - p' p c c' - c' c q q' = 0.$$

But $p' p A c c' - p' p c c' = -p A c$, and $c' c B q q' - c' c q q' = +c B q$. $\therefore c B q - p A c = 0$, hence the areas of the two shaded loops are equal. Therefore, to find p and q , lay off a horizontal line $p q$, so that the two intercepted areas are equal, and the intersection of this line with the curve determines p , q and c .

Between A and B there is a point of inflection (not

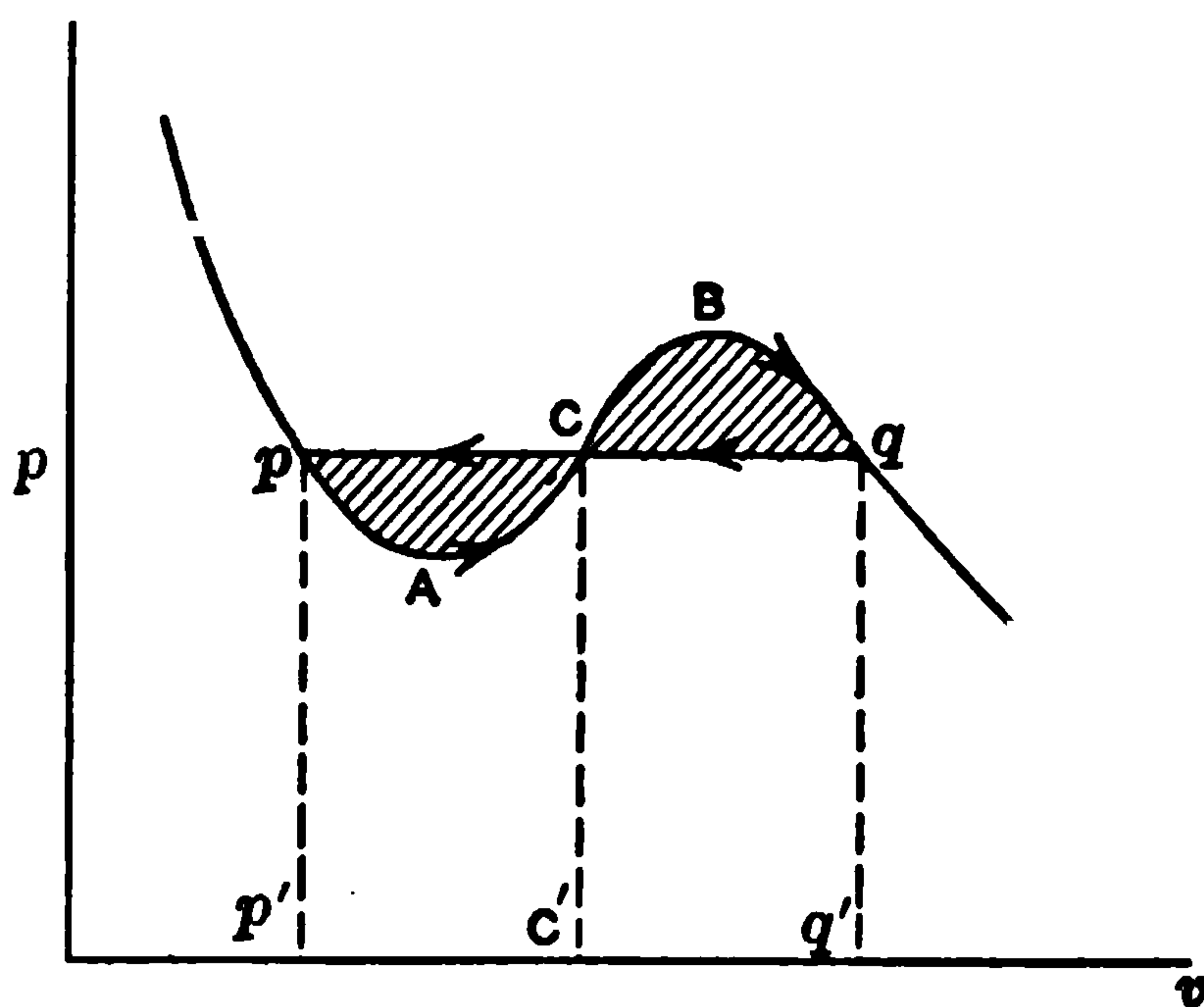


FIG. 22.

necessarily at c) which is found by setting the second derivative $d^2 p/dv^2 = 0$, which gives

$$\frac{-6a}{v^4} + \frac{2RT}{(v-b)^3} = 0. \quad (110)$$

A solution of this equation would locate m (Fig. 21), which is supposed to be this singular point.

Critical Point.—There is a certain isothermal, as indicated in Fig. 21, where the two loops vanish at C , thus indicating two equal real roots of equation (109). But equation (110), where $d^2 p/dv^2 = 0$, also applies at this point, and a combination of them both makes it possible to determine the values of the pressure, volume, and temperature at the critical point C . The solution for v then follows by eliminating RT between (109) and (110), and there results

$$v_c = 3b, \quad (110')$$

where v_c is the critical volume.

Substituting this value of v in (109), gives:

$$T_c = \frac{8a}{27bR} \quad (110'')$$

where T_c is the temperature of the isothermal passing through C , or simply the critical temperature. Introducing these values of the critical volume and critical temperature in the original equation of Van der Waals (107), it becomes

$$p_c = \frac{a}{27b^2} \quad (110''')$$

where p_c is the critical pressure.

Comparison with Perfect Gases.—If we eliminate a and b , by aid of these values of the critical volume, temperature, and pressure, Van der Waals' equation



THIS PAGE IS LOCKED TO FREE MEMBERS

Purchase full membership to immediately unlock this page



HISTORY

Tens of thousands of important historical sources, many previously unobtainable, are now available for the first time with a Forgotten Books Full Membership.

Unlimited Access
\$8.99/month

Continue

*Fair usage policy applies

though it involves different units of measure for each gas. Thus if a series of isothermals is plotted, as in Fig. 21, for a particular gas, using any scale for p and v , a similar series representing any other gas may be made exactly to coincide with the former set, by properly extending or reducing the p and v scales. This is known as the theorem of "corresponding states," because, according to the theorem, two gases, whose $p v$ and T are numerically the same when measured in terms of the critical values of those quantities, are physically in an exactly equivalent condition. It should be observed, however, that this theorem can only be proved when there are not more than three constants in the defining equation. If there are four constants or more, it is obviously impossible to eliminate them all by choosing some particular scale for the three variables. We can, therefore, only regard this theorem as a very interesting property of a Van der Waals body, but not exactly in conformity with the facts, any more than Van der Waals' equation exactly describes any real gas.

Various Properties of a Van der Waals Body.—Equation (107) is readily solved for p , as in (108), but it is a cubic in v , having three roots, all of them real over a small range of pressure. Outside this range two are imaginary, which is evident from the form of the curve; hence many of the functions which are readily found for perfect gases can only be expressed symbolically for a Van der Waals body.

If, however, we set $v = f(p, T)$ as a symbolic solution of the equation, and $\frac{\delta v}{\delta T} = f', (p, T)_p$, also $\frac{\delta v}{\delta p} = f'(p, T)_T$ we may still derive some very interesting relations.

In what follows we shall use the method, already suggested, of determining the potential and entropy first, and then deriving the heat capacities, by means of the relations established between the potentials and those capacities.

Entropy.—Solving Van der Waals' equation for p and differentiating with respect to T , keeping v constant, gives $T \frac{\delta p}{\delta T} = \frac{RT}{v-b}$. But by equations (4) and (42)

$$dq = c dT + T \frac{\delta p}{\delta T} dv \quad (i)$$

substituting for $\frac{\delta p}{\delta T}$ gives

$$dq = c dT + RT \frac{dv}{v-b} \quad (ii)$$

$$\text{but } ds = \frac{dq}{T} = \frac{c dT}{T} + \frac{R dv}{v-b} \quad (iii)$$

Integrating, we obtain the entropy measured from any arbitrary value s_0 , or

$$s = s_0 + c \log \frac{T}{T_0} + R \log \left(\frac{v-b}{v_0-b} \right) \quad (113)$$

Intrinsic Energy.—By definition $dU = dQ - p dV$, hence, making use of equation (ii) in the last paragraph, we have, for unit mass

$$\begin{aligned} du &= c dT + \frac{RT dv}{v-b} - p dv \\ \therefore du &= c dT + \left(\frac{RT}{v-b} - p \right) dv \\ &= c dT + \left(\frac{RT}{v-b} + \frac{a}{v^2} - \frac{RT}{v-b} \right) dv \\ &= c dT + \frac{a}{v^2} dv \quad (i) \end{aligned}$$

$$\text{hence } u = u_o + c (T - T_o) - \left(\frac{a}{v}\right)_{v_o}^v$$

$$u = u_o + c (T - T_o) + a \left(\frac{v - v_o}{v v_o} \right) \quad . \quad (114)$$

where u_o , v_o and T_o are the values at any arbitrarily chosen state.

From equation (114) it is evident that when a Van der Waals body is heated its intrinsic energy increases from two sources, one being the rise of temperature and the other the change in volume. This latter effect is necessary from the properties we have supposed such bodies to possess, but it does not exist in the case of perfect gases, where temperature alone alters the intrinsic energy.

Potential, F.—Again, by definition $dF = dU - d(TS)$, or for unit mass $df = du - T ds - s_o dT$. Using the values for ds and du above, we have

$$df = \frac{a}{v^2} dv - \frac{TR dv}{v-b} - s_o dT \quad . \quad . \quad (i)$$

integrating,

$$f = f_o + (c - s_o)(T - T_o) - Tc \log \frac{T}{T_o} - RT \log \left(\frac{v-b}{v_o-b} \right) + a \left(\frac{v-v_o}{v v_o} \right) \quad (115)$$

Thermal Capacities.—By equation (64) $l = -T \frac{\delta^2 f}{\delta T \delta v}$

but from (i) above we derive $\left(\frac{df}{dv} \right)_T = \frac{a}{v^2} - \frac{TR}{v-b}$

$$\therefore l = \frac{TR}{v-b} = p + \frac{a}{v^2} \quad . \quad . \quad (116)$$



THIS PAGE IS LOCKED TO FREE MEMBERS

Purchase full membership to immediately unlock this page

FORGOTTEN BOOKS

FULL

MEMBERSHIP

797,885 Books!

All you can read

for only

\$8.99/month

Continue

*Fair usage policy applies



C is thus shown to depend upon both T and p , as could be readily predicted. The specific heat at constant volume, however, is different, for by the perfectly general equation (50) $\frac{\delta c}{\delta v} = T \frac{\delta^2 p}{\delta T^2}$; but $\frac{\delta p}{\delta T} = \frac{R}{v-b}$ for a Van der Waals body at constant volume, $\therefore \frac{\delta^2 p}{\delta T^2} = 0$,

from which it follows that $\frac{\delta c}{\delta v} = 0$, which means that the specific heat at constant volume depends only on the temperature.

Work Done During an Isothermal Expansion.—In general, when the pressure is normal and uniform, $d w = p d v$; substituting for p from equation (108), we have: $d w = -\frac{a}{v^2} d v + \frac{R T d v}{v-b}$. Integrating between v_1 and v_2 gives

$$w = + \left(\frac{a}{v} \right)_{v_1}^{v_2} + R T \log (v - b)_{v_1}^{v_2}$$

or

$$w = -a \left(\frac{v_2 - v_1}{v_2 v_1} \right) + R T \log \left(\frac{v_2 - b}{v_1 - b} \right) \quad (119)$$

Work Done During an Adiabatic Expansion.—Here

$$w = - \int_{u_1}^{u_2} d u = J c (T_1 - T_2) - a \left(\frac{v_2 - v_1}{v_2 v_1} \right) \quad (120)$$

as was found in equation (114). The term $\frac{a(v_2 - v_1)}{v_2 v_1}$ appears in both kinds of expansion (see 119 above), and evidently represents the amount of energy that disappears in the work of separating the molecules against their mutual attraction. This item would, of course, be the same in the case of a Van der Waals body ex-

panding between the same volume limits, whether that expansion were isothermal or adiabatic.

Work Done During a Carnot Cycle.—Since this cycle is made up of two isothermal events, and two adiabatic events, by applying equations (119) and (120) around a cycle defined by T_1 and T_2 , and volumes v_1, v_2, v_3, v_4 , we have:

$$\text{Isothermal expansion } w_{1,2} = R T_1 \log \left(\frac{v_2 - b}{v_1 - b} \right) - a \left(\frac{v_2 - v_1}{v_2 - v_1} \right)$$

$$\text{Adiabatic expansion } w_{2,3} = c (T_1 - T_2) - a \left(\frac{v_3 - v_2}{v_3 v_2} \right)$$

$$\text{Isothermal compression } w_{3,4} = R T_2 \log \left(\frac{v_4 - b}{v_3 - b} \right) - a \left(\frac{v_4 - v_3}{v_4 v_3} \right)$$

$$\text{Adiabatic compression } w_{4,1} = c (T_2 - T_1) - a \left(\frac{v_1 - v_4}{v_1 v_4} \right)$$

Summing these up, we obtain:

$$\Sigma w = R T_1 \log \left(\frac{v_2 - b}{v_1 - b} \right) + R T_2 \log \left(\frac{v_4 - b}{v_3 - b} \right) \quad (121)$$

which is the actual work accomplished.

CLAUSIUS' EQUATION

Unfortunately careful measurements, in an attempt to establish the validity of Van der Waals' equation, fail to justify it as completely as was hoped, and this is the case, no matter what values are taken for the constants. It appears that where this equation fails most signally is in assuming that the intermolecular attractions vary with the volume only, and are independent of the temperature. We have no reason for making such an assumption, although just how the temperature can affect such forces is far from obvious.

These considerations led Clausius to formulate an equation in which the discrepancy just mentioned was allowed for, and which results in a much closer approximation to the actual behavior of gases, than does the equation of Van der Waals. Clausius statement is:

$$\left(p + \frac{D}{T(v+B)^2}\right)(v - \epsilon) = R T \quad (122)$$

This approximates to $p(v - \epsilon) = R T$, when p is very large at ordinary temperatures, or when T is very high. On the other hand if the pressure is very small, the specific volume becomes enormous, and the equation practically reduces to $p v = R T$. Ordinarily, however,

the term $\frac{D}{T(v+B)^2}$ plays an important rôle, and denotes not only that the internal attraction between the molecules depends on a function of the specific volume, but also that it varies inversely as the temperature. This

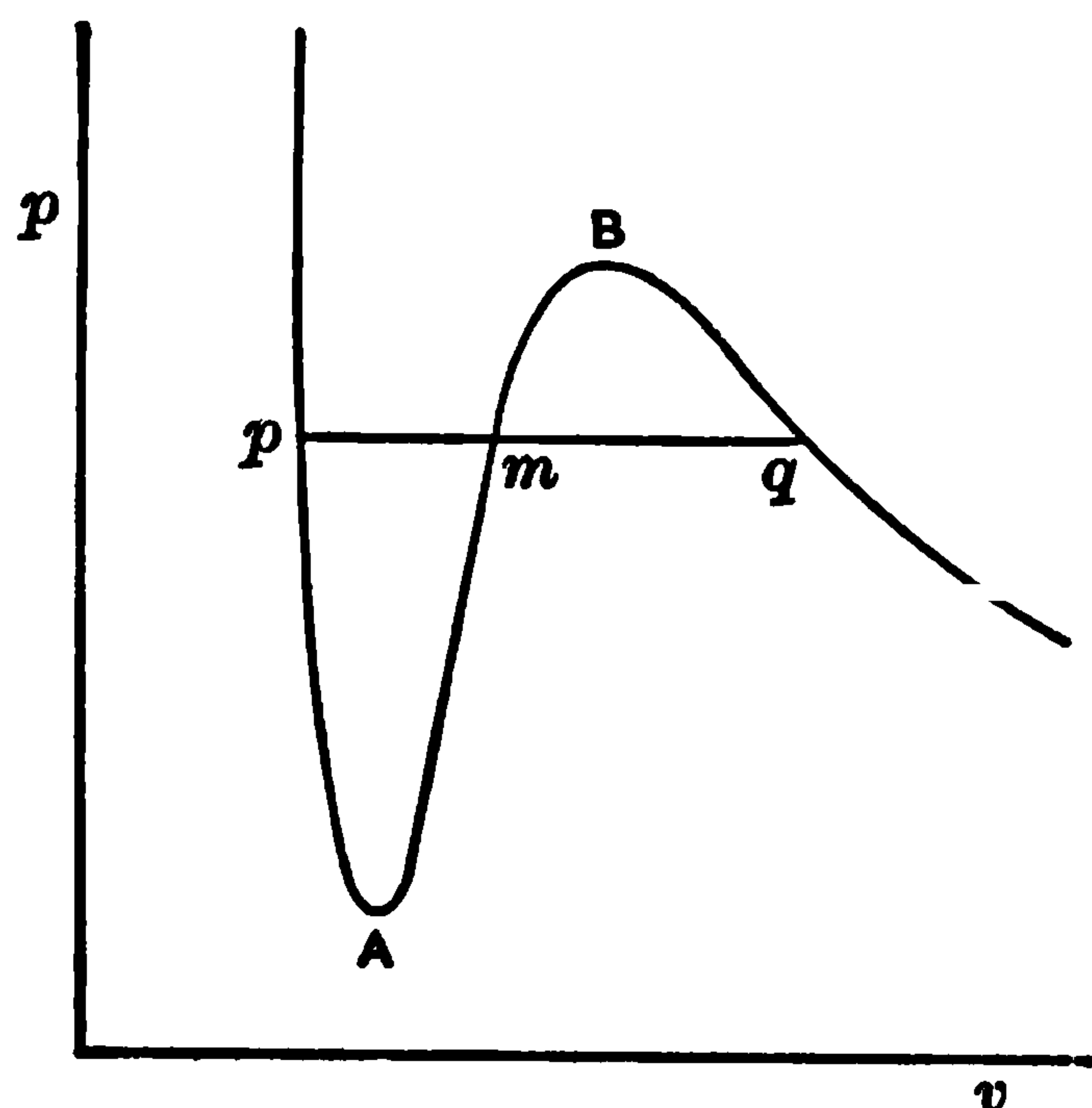


FIG. 23.

equation, like that of Van der Waals, is a cubic in v , and an analytic investigation of its properties shows that between certain values of p , there are three real roots, but outside those limits, two roots become imaginary. The plot of the equation on the $p v$ diagram is similar to

Van der Waals' in general characteristics, and the same reasoning as to the area of the two loops is still applicable, so we may determine the points p and



THIS PAGE IS LOCKED TO FREE MEMBERS

Purchase full membership to immediately unlock this page



HISTORY

Tens of thousands of important historical sources, many previously unobtainable, are now available for the first time with a Forgotten Books Full Membership.

Unlimited Access
\$8.99/month

Continue

*Fair usage policy applies

but since by (123) $\frac{TR}{v-\epsilon} = p + \frac{D}{T(v+B)^2}$ we may write

$$l = p + \frac{2D}{T(v+B)^2} \quad \dots \quad (127)$$

Determination of the Intrinsic Energy.—By equation (4), $dq = c dT + l dv$, hence for “hydrostatic” pressure, we may write,

$$du = c dT + (l - p) dv$$

$$\text{or } du = c dT + \frac{2D}{T(v+B)^2} dv$$

which gives on integration

$$u_1 = u_2 + c(T_1 - T_2) + \frac{2D}{T_1} \left(\frac{v_1 - v_2}{(v_1 + B)(v_2 + B)} \right) \quad (128)$$

Here the third term is evidently due to the change in intrinsic energy caused by the change of volume (or Δu_T) thus corresponding to the third term of equation (114); but, unlike (114), the temperature also appears in this term. The second term is clearly Δu_v or the change of intrinsic energy at constant volume. Therefore, the whole equation might be written $u_1 - u_2 = \Delta u = \Delta u_v + \Delta u_T$

The two preceding cases show how we can derive various functions of a Clausius body. They are not quite so readily obtained as in the previous case, and, indeed, most of them can only be expressed symbolically.

General Equation for Real Gases.—As has already been pointed out, the various equations for real gases take the form of,

$$(p + \pi)(v - \phi) = RT, \text{ where } \pi = f(v, T) \text{ and } \phi = f(v) \quad (i)$$

Since π is independent of the pressure, the equation may be solved for p , giving

$$p = \frac{RT}{v - \phi} - \pi \quad \dots \quad (ii)$$

and it is then possible to obtain an expression for the differential of intrinsic energy.

Combining equation (4) with (42) we have

$$d q = c d T + T \left(\frac{d p}{d T} \right)_v d v$$

hence $d u = c d T + T \left(\frac{d p}{d T} \right)_v d v - p d v$. Substituting for p and $\frac{d p}{d T}$ their values obtained from (ii) above, we have

$$d u = c d T + \pi d v - T \left(\frac{d \pi}{d T} \right)_v d v$$

The last term is extremely small, for the influence of the temperature on intermolecular attractions is of far less importance than the influence of the volume. Hence

$$d u = c d T + \pi d v, \text{ nearly.}$$

With the aid of this equation we obtain an interesting inequality. Substituting this value for $d u$, in $d q = d u + p d v$, gives

$$d q = p d v + c d T + \pi d v \quad . \quad . \quad (iii)$$

but, in general, by (4) $d q = l d v + c d T$. Subtracting (iii) from (4) gives $p d v = (l - \pi) d v$ or $p < l$. We have seen that $p = l$ in the case of perfect gases, and it is interesting to note that when the intrinsic energy does not all depend on the temperature, the heat capacity l is greater than the pressure.

Cooling of Real Gases by Expansion.—A very important property of gases, which depends upon their intermolecular forces, and is not attributable to such imaginary bodies as perfect gases, is the cooling, which all but hydrogen experience, when they expand without doing external work.

As has already been proved, there is always a cooling produced when a body expands adiabatically in the performance of external work, but when no external work is done, it does not necessarily follow that such a cooling must take place. For instance, if we consider a perfect gas, then $dU = dQ - dW$, or, for unit mass, $c dT = dq - dw$; if the expansion is adiabatic, $dq = 0$, hence $c dT = du = -dw$, showing that the work is done at the expense of intrinsic energy and so results in a lowering of the temperature of the gas. But if the expansion is such that no external work is done, then $d\psi = 0$ and $c dT = 0$, which shows that T remains constant. This, of course, follows directly from the fundamental notion of perfect gases; *i.e.*, that their intrinsic energy depends only on the temperature and, therefore, if there is no change in the former, the latter must be constant.

But in the case of real gases the intrinsic energy depends, as we have seen, upon the distances between the particles that compose the gas, as well as upon the temperature, therefore during an expansion there might readily be a change in the relative proportions of these two energy components, and even in the case of an expansion where no external work is done there can occur a shift from the temperature kind to the intermolecular kind, thus lowering the temperature without altering the total quantity of energy. This is what actually occurs in the expansion of real gases when they do not perform external work. The cooling, though small in most cases at ordinary temperatures and pressures, becomes increasingly pronounced as the gas approaches its critical temperature, and as it deviates



THIS PAGE IS LOCKED TO FREE MEMBERS

Purchase full membership to immediately unlock this page

FORGOTTEN BOOKS

FULL

MEMBERSHIP

797,885 Books!

All you can read

for only

\$8.99/month

Continue

*Fair usage policy applies



disappear, as thermal equilibrium is established, and if the final temperature of the apparatus were then the same as at first, the theory relative to perfect gases would be established; *i.e.*, that the temperature remains constant during an adiabatic expansion without the performance of work.

Joule's Experiment.—This experiment was actually performed by Joule in 1845. In his apparatus the two vessels were immersed in water contained in a double-walled tank so that any change in temperature of the gas would result in warming or cooling the water. But, after equilibrium had been established both in the gas and surrounding water, no such change was observed, even with a very delicate thermometer. He then repeated the experiment, having each vessel in a separate water bath, and in this way he was able to detect the temporary heating of one portion of the gas, and corresponding cooling of the other; but, as these appeared to be equal, he concluded that no change of temperature of the total mass resulted, and that air behaved like an ideal gas. In the light of later observations it is easy to account for Joule's failure to detect the cooling of a gas during unresisted expansion. With a comparatively small expansion ratio, the actual cooling would be small, and when we consider the minute heat capacity of the gas compared to that of the surrounding water, it is not surprising that the temperature of the latter was not appreciably lowered, in supplying heat to make up the slight deficit in the gas.

Porous Plug Experiment.—In 1852 Lord Kelvin (then Sir William Thomson) and Joule tested this principle by another and much more delicate method,

and succeeded in detecting a change in temperature during unresisted expansion, due to a change in the distribution of the intrinsic energies of the gas. The experiment is a very celebrated one and is known as the Joule-Thomson porous plug experiment. It consists in forcing a gas slowly through a plug of some porous material into a receiver where the pressure is constant. Thermometers are placed on either side of the plug, and also at some distance from the plug on the low-pressure side to indicate the final temperature. In spite of the slowness with which a gas passes through such an obstacle, there will be eddies set up in it, which involve an increased kinetic energy. This means (if the process is strictly adiabatic) that there must be a fall in temperature, to supply the mechanical energy represented by the eddies, at the expense of the thermal energy of the gas itself. Such an effect would appear in an ideal gas just as much as in a real one, and has nothing to do with the phenomenon the experiment was designed to detect. At a point sufficiently far removed from the plug, however, we may consider that the eddies have subsided, and if the thermometer placed at a distance from the plug records a temperature different from that of the compressed gas, it would seem to be due to an effect which does not appear in perfect gases.

It was assumed in the experiment that the whole process was adiabatic; that is, performed in vessels whose walls were strictly non-conducting. In such a case the total energy of the gas remains constant. It was further assumed that the heat lost on account of the eddies would be given back to it when the eddies had subsided a short distance from the plug, therefore the

only uncompensated change of temperature was the one sought. It should be remarked, however, that there is always a slight warming of the plug itself due to friction. This irreversible flow of energy will cause a corresponding cooling of the gas, unless the heat thus produced is restored to it by the slow process of conduction; but this error is extremely small if the flow is sufficiently slow, and may be neglected.

Another experimental method consists in enclosing the low-pressure receiver in a calorimeter in such a way that the quantity of heat which must be supplied to maintain the temperature constant, after a known mass of gas has passed through the plug, can be accurately measured.

Joule and Thomson examined a number of gases, and found a distinct cooling in all cases, except that of hydrogen. This gas behaves anomalously in its deviation from Boyle's law, and its heating during unresisted expansion has not been fully explained.

Temperature of Inversion.—The anomalous heating of hydrogen at ordinary temperatures, it should be remarked, is less and less pronounced as the temperature is lowered; at -80° C. it changes sign, and below this temperature behaves like other gases. On the other hand, with rising temperature, the other gases show a less and less pronounced cooling effect, and a reversal would probably take place so that they would heat during expansion, if the experiment could be performed at a sufficiently high temperature. Thus each gas has a *temperature of inversion*, as it is called, and apparently hydrogen only differs from the others in that its temperature of inversion is lower than that at which the



THIS PAGE IS LOCKED TO FREE MEMBERS

Purchase full membership to immediately unlock this page



HISTORY

Tens of thousands of important historical sources, many previously unobtainable, are now available for the first time with a Forgotten Books Full Membership.

Unlimited Access
\$8.99/month

Continue

*Fair usage policy applies

takes the particular form for this case of unresisted expansion

$$d q = d u + d (p v), \quad . \quad . \quad . \quad (129)$$

where $d q$ is an exact differential, being the sum of two exact differentials, and is identical with the thermodynamic potential $d f_{Sp}$. But, whatever the process, we can always write $d u = d q - p d v$ for the change of intrinsic energy, since it depends only on the initial and final states; combining this with equation (3), we obtain $d u = C d T + k d p - p d v$. Substituting for $d u$ in (129) there results,

$$\begin{aligned} d q = d f_{Sp} &= C d T + h d p - p d v + d (p v) \text{ or} \\ d f_{Sp} &= C d T + (h + v) d p \quad . \quad (130) \end{aligned}$$

which must be equal to zero if the gas neither receives nor loses heat. Or, what is the same thing, f_{Sp} is constant in the porous plug experiment. By equation (45)

$h = -T \left(\frac{d v}{d T} \right)_p$, therefore (130) becomes $C d T - T \left(\frac{d v}{d T} \right)_p d p + v d p = 0$. Dividing by $d p$, and writing $\frac{dT}{T} = d \log T$, we have

$$(d \log T)_p = \frac{(d v)_p}{v + C \frac{dT}{dp}} \quad . \quad . \quad . \quad (131)$$

which is the correction equation for the constant pressure gas thermometer.

The determination of the quantity $C \frac{dT}{dp}$ may be made in two ways, either by observing the fall of temperature during a strictly adiabatic expansion, or by

measuring the quantity of heat that must be supplied from a surrounding calorimeter to keep T constant. These methods are practically identical in result, for a small variation of the pressure; but the latter is to be recommended, as it is not subject to the errors that may arise in measuring the change of temperature directly, on account of the irreversible cooling, due to eddies, that has already been mentioned.

Assuming that the latter method is adopted, we can calculate, from the quantity of heat supplied, the change of temperature that would result if the heat had not been added, and so obtain a series of values for $\frac{dT}{dp}$ for a small variation of p , and at various specific volumes; and then determine the variation of $\frac{dT}{dp}$ as a function of v . This quantity is nearly constant within certain limits of the volume; and, in any case, $C\frac{dT}{dp}$ which is a measure of the "cooling effect" is small compared to v , so that an average value may be used (as was done by Kelvin) with sufficient precision.

The derivative $\frac{dT}{dp}$ should be expressed in terms of degrees on the scale of the gas thermometer that is under examination, and C must also be measured in terms of the same scale, and a value chosen that corresponds to the range of v and T that is actually used. Then taking the experimentally found value of $C\frac{dT}{dp}$, or the "cooling effect," which is regarded as constant over the range to be considered, we can integrate the equation between the chosen limits of temperature and

volume, thus obtaining an expression for the ratio of temperatures on the absolute scale, corresponding to a given volume ratio as measured by the gas thermometer.

Setting $C \frac{dT}{dp} = X$, and integrating between T_1 and T_2 , the equation (131) becomes

$$\left[\log \frac{T_1}{T_2} = \log \frac{v_1 + X}{v_2 + X} \right]_p \quad \cdot \quad \cdot \quad \cdot \quad (132)$$

If there is no cooling effect (*i.e.*, if the gas is perfect) then $X = 0$, and the above equation reduces to the familiar $\left[\frac{T_1}{T_2} = \frac{v_1}{v_2} \right]_p$.

Equation (132) may be transformed to

$$\left[\frac{T}{T_2 - T_1} = \frac{v_1 + X}{v_2 - v_1} \right]_p$$

In this form it is applicable to the determination of the absolute temperature of the freezing of water; for, let T_1 be that temperature, and let T_2 be the temperature of boiling water, while v_1 and v_2 are the corresponding volumes as measured in the thermometer; since $T_2 - T_1 = 100$ on the absolute scale, it is evident that T_1 is determined.

Correction of Constant Volume Gas Thermometer.—

If the porous plug experiment is used as a basis for standardizing this thermometer, we start as in the previous case with the condition that f_{Sp} is constant, or $df_{Sp} = du + d(pv) = 0$, but by equation (4) $dq = c dt + l dv$, and since $du = dq - p dv$, we obtain, $df_{Sp} = c dT + l dv - p dv + d(pv) = 0$. Expanding $d(pv)$, this becomes $c dT + l dv + v dp = 0$.



THIS PAGE IS LOCKED TO FREE MEMBERS

Purchase full membership to immediately unlock this page

FORGOTTEN BOOKS

FULL MEMBERSHIP

797,885 Books!

**All you can read
for only**

\$8.99/month

Continue

*Fair usage policy applies



In this equation $c \frac{dT}{dv}$ is to be found by direct observation of the cooling resulting from the expansion. Both c and T must be known in terms of the gas thermometer scale; and, since the value of c depends upon T , it should be accurately determined within the region of the temperatures to be measured. As in the case of the porous plug experiment, the cooling could be determined indirectly by measuring the quantity of heat required to maintain the gas at constant temperature, which would offer fewer experimental difficulties than the direct observation.

Although Joule's method is open to serious objections, as has been pointed out, in this case it is preferable to the porous plug, because we have only to observe the cooling effect, and are not obliged also to determine dp/dv for the gas, which would be necessary if the latter method were used to standardize the constant volume thermometer.

Cooling of a Clausius Body.—The lowering of the temperature of a gas in the porous plug experiment may be predicted by assuming the gas to follow some characteristic equation, such as that of Clausius. Starting with our fundamental condition, $df_{Sp} = du + d(pv) = 0$, we may integrate between limits giving $u_1 - u_2 + p_1 v_1 - p_2 v_2 = 0$; substituting for $u_1 - u_2$, from equation (128), this becomes,

$$c(T_1 - T_2) + 2 \frac{D}{T_1} \frac{v_1 - v_2}{(v_1 + B)(v_2 + B)} + p_1 v_1 - p_2 v_2 = 0 \quad (i)$$

If v is large, we may neglect B in comparison, and may eliminate v_1 and v_2 by $p v = R T$, which was shown to

be justifiable (p. 116), when the density is small. The second term, or Δu_T , then reduces to

$$\Delta u_T = \frac{-2 D(p_1 - p_2)}{R T_1^2} \quad . \quad . \quad . \quad (ii)$$

therefore (i) becomes

$$c(T_2 - T_1) = -\frac{2 D(p_1 - p_2)}{R T_1^2} + (p_1 v_1 - p_2 v_2) \quad (iii)$$

which gives the cooling desired. But equation (iii) may be expressed in a form more convenient for comparison with the experimental cooling, if we eliminate the volume altogether. This is done with the aid of Clausius' equation, yielding approximately,*

$$c(T_1 - T_2) = \left(\frac{3D}{R T_1^2} - \epsilon \right) (p_1 - p_2) \quad (135)$$

in which $T_1 - T_2$ gives the fall of temperature desired, in terms of known constants and the initial temperature T_1 .

* See Bouasse, "Cours de Physique," tome 2, p. 39.

CHAPTER VII

CHANGE OF STATE

IN applying the principles of pure thermodynamics we have hitherto considered only bodies whose condition was a continuous function of the temperature, pressure, and volume; and, though there were certain critical points in the curve representing the function, we dealt with them as if they underwent no radical changes with changing conditions. This is strictly true for gases above the critical temperature, and below that temperature, if we adopt an equation like Van der Waals', there is no point of discontinuity that would lead us to predict any abrupt transformation resulting from a continued change in one of the independent variables.

In this chapter, however, we shall study particularly the conditions involved when a body, without chemical alteration, undergoes a transformation in structure as from vapor to liquid, or liquid to solid, or the reverse; and we shall also see that, as we become more specific in prescribing the state of a body, fewer quantities, like those we have discussed, are needed to determine its precise condition. That is, the number of independent variables that describe it is diminished.

Definitions.—But before proceeding to discuss any particular case, we must explain certain terms that will be used, and derive an important generalization, known as the *phase rule*, which is applicable to any



THIS PAGE IS LOCKED TO FREE MEMBERS

Purchase full membership to immediately unlock this page



HISTORY

Tens of thousands of important historical sources, many previously unobtainable, are now available for the first time with a Forgotten Books Full Membership.

Unlimited Access
\$8.99/month

Continue

*Fair usage policy applies

permeable to hydrogen only, as platinum, for instance, then if H moves from B toward A , the latter is said to have the higher potential. This quantity, μ , includes the notion of physical potential as well, so that if some physical cause, such as temperature, should make the hydrogen move toward B instead, B would then be at a higher potential.

The Phase Rule of Gibbs.—Let us imagine a mixture of n components existing in ϕ different phases. If we consider the total intrinsic energy of a single one of these phases, we shall have the sum of the ordinary intrinsic energy $T dS - p dV$, of that phase, plus all the chemical energies represented by the potentials $\mu_1 \dots \mu_n$, of the n components. Suppose the masses of these components present be $m_1, m_2 \dots m_n$, then

$$dU = T dS - p dV + \mu_1 dm_1 + \mu_2 dm_2 + \dots \mu_n dm_n \quad (i)$$

Integrating between 0 and any finite value we obtain

$$U = TS - pV + \mu_1 m_1 + \mu_2 m_2 + \dots \mu_n m_n \quad (ii)$$

From this equation we might determine any of the chemical potentials by the obvious relation

$$\mu_1 = \left(\frac{dU}{dm_1} \right)_{S, V, m_2, \dots, m_n}$$

Taking the complete differential of (ii), we have $dU = T dS + S dT - p dV - V dp + \mu_1 dm_1 + m_1 d\mu_1 + \dots$ from which (i) may be subtracted, giving a fundamental equation which completely defines the state of a single phase made up of n constituents; or

$$S dT - V dp + m_1 d\mu_1 + m_2 d\mu_2 \dots m_n d\mu_n = 0 \quad (136)$$

Now it is evident that if there are ϕ phases present in the complex, there will be ϕ such equations. In each

equation there are $n + 2$ variables, namely p , T and μ_1, \dots, μ_n , therefore the number of degrees of freedom of such a system is the number of variables less the number of equations; or phases, hence,

$$(n + 2) - \phi = v, \quad \dots \quad (137)$$

or the “variance” of the system. This equation is Gibbs’ celebrated phase rule and is of great value in the study of mixtures of substances and phases in equilibrium with each other. Evidently each new phase diminishes the “variance” by one, and each new component raises it by one. Now it will be remembered that 2 is the number of *independent* physical quantities that enter into the determination of the state of a system, according to our fundamental postulate. In case more enter in, as for instance the electrical potential of the body, we should have to write $n + 3$, in place of $n + 2$ in equation (137), hence a more general expression would be $(n + n') - \phi = v$, where n is the number of chemically independent variables, and n' is the number of physically independent variables.

Various Classifications.—A complex may be classified according to its *order*, as determined by the value of n , or according to its *degree*, as determined by ϕ . Suppose we consider a complex of one component. There are three possible cases

$$(1 + 2) - 3 = 0, \text{ an invariant system,}$$

$$(1 + 2) - 2 = 1, \text{ a univariant system,}$$

$$(1 + 2) - 1 = 2, \text{ a bivariant system.}$$

It is evident that there cannot be more than three phases, because this would mean a negative variance, which is absurd.

Water at the triple point is a good illustration of the first case, for then there is one component existing simultaneously in the three phases: ice, water, and steam. Water and saturated steam in equilibrium illustrate the second case, and dry superheated steam, or a gas, represents the third case.

Now let $n = 2$. Four cases are now possible:

$$(2 + 2) - 4 = 0$$

$$(2 + 2) - 3 = 1$$

$$(2 + 2) - 2 = 2$$

$$(2 + 2) - 1 = 3$$

The first case is exhibited by two kinds of crystals of the same chemical constitution in equilibrium with the liquid and vapor of the same substance. The second case is shown by an ordinary solution in which part of the dissolved body exists in crystalline form, and part of the liquid is vaporized. The third case is shown by a solid and liquid of different chemical nature in equilibrium, or a solid and a vapor, or a liquid and a vapor. The fourth is the case of a mixture of two solids (as an alloy), a mixture of two liquids, or of two vapors or gases. This last case cannot be described by a system of curves on a plane surface, as on a p T diagram, for instance, but a third axis must be introduced to represent the third degree of freedom. This third axis is usually taken as the concentration, and the various states of the complex are then represented by a solid in p , T and C , where C is the concentration. This solid is bounded by surfaces which are bivariant regions, and the surfaces intersect in univariant lines, and, if these edges meet, their intersection is an invariant point.



THIS PAGE IS LOCKED TO FREE MEMBERS

Purchase full membership to immediately unlock this page

FORGOTTEN BOOKS

FULL MEMBERSHIP

797,885 Books!

**All you can read
for only**

\$8.99/month

Continue

*Fair usage policy applies



degree of freedom is lost. This, the triple point, then represents the state of an invariant system.

Univariant Systems.—These systems are of such continual occurrence in nature, and applied science, that we shall now discuss them at considerable length. Referring to Fig. 26 which, as has already been explained,

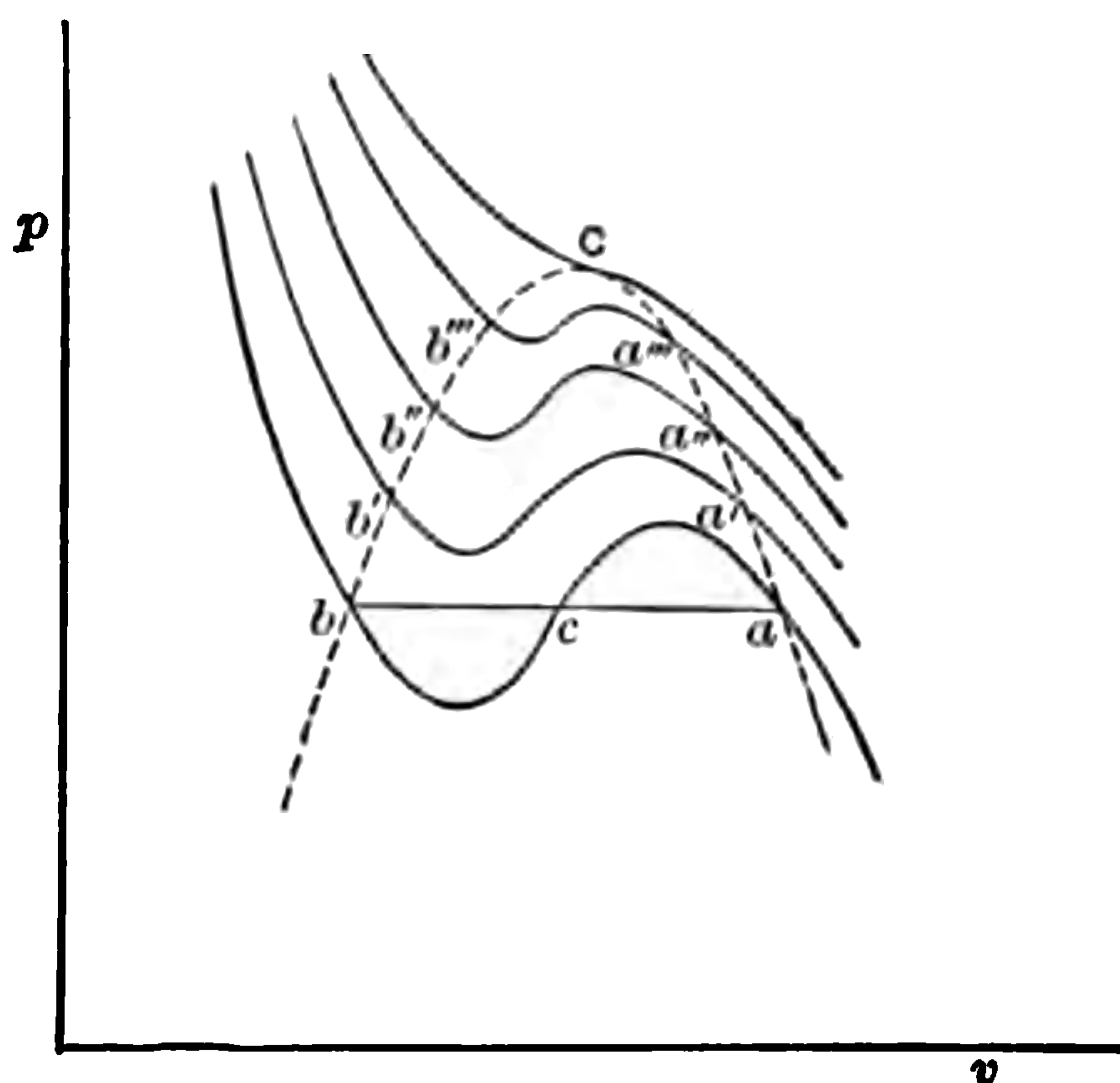


FIG. 26.

represents a system of isothermals of a Van der Waals body on the $p v$ diagram, we note that the locus of the points a and b is a curve having a single maximum, at the critical point, C . This curve, $a C b$, encloses an area which is a univariant region, as far as the variables p , v and T are concerned. The points a , a' , a'' . . . are the locus of a dry saturated vapor; the points b , b' , b'' . . . are the locus of a liquid at the temperature of vaporization; while the space between is a mixture of both phases at the boiling point. Outside the curve, $a C b$, is a bivariant region, but points on

the curve itself are univariant, and denote the limiting case where one of the phases is just making its appearance. This bounding region has peculiar properties which will be discussed later.

Latent Heat.—The change in molecular arrangement involved in passing from b to a (or a similar process when we pass from the solid to the liquid condition) requires either an addition or subtraction of heat according to whether the change is toward greater or less molecular freedom. This transformation is reversible, and is accompanied by changes in internal structure which do not alter the body's temperature. It is therefore permissible to apply the second law of thermodynamics in the form $\frac{1}{T} \int_b^a d q = \int_b^a d s$, since T

is constant. But $\int d q$ is the quantity of heat used in producing an isothermal transformation, and is, therefore, the familiar latent heat L . Integrating then, we find

$$L = T (s_a - s_b) \quad . \quad . \quad . \quad (138)$$

The latent heat is positive if $s_a > s_b$, which indicates an absorption of heat when we move from a point of lower to one of higher entropy. In most isothermal transformations, at constant pressure, this means an increase in volume, or motion toward the right on the $P V$ diagram, but in the case of melting ice, the change is toward the left.

Another expression for the latent heat was obtained in equation (43), which is a form of the equation of Clapeyron. But it was shown by Gibbs that this equation may be obtained directly from the system of

equations (136), from which he derived his phase rule. In the univariant systems we are considering, two phases exist simultaneously in equilibrium, and (136) is thus applicable to both; moreover, when there is but one component $n = 1$, and we obtain

$$S_a dT - V_a dp + m_a d\mu = 0 \text{ for one phase,}$$

and

$$S_b dT - V_b dp + m_b d\mu = 0 \text{ for the other.}$$

Eliminating $d\mu$,

$$(m_b S_a - m_a S_b) dT = (m_b V_a - m_a V_b) dp$$

But the total entropy, $S = m s$, and similarly, $V = m v$; making these substitutions in both phases we obtain

$$s_a - s_b = (v_a - v_b) \frac{dp}{dT}, \text{ which combined with (138) gives}$$

$$L = T (v_a - v_b) \frac{dp}{dT}$$

Thus the heat involved in molecular rearrangement is shown, as before, to be dependent upon the change in volume, which occurs during the change of state. At the critical temperature there is no such change, $v_a = v_b$, and, since $\frac{dp}{dT}$ cannot vanish, it is clear that $L = 0$ at that point. For temperatures higher than the critical there is no change of state and no "latent heat."

Equilibrium of Phase.—If we represent the transformation on the pT , instead of the pv diagram, change of state consists in crossing a boundary curve from the region "a" into the region "b," or vice versa, and points on the curve indicate the univariant region where both phases can exist simultaneously. To be specific, suppose this region "b" is the solid phase, and "a" the liquid



THIS PAGE IS LOCKED TO FREE MEMBERS

Purchase full membership to immediately unlock this page



HISTORY

Tens of thousands of important historical sources, many previously unobtainable, are now available for the first time with a Forgotten Books Full Membership.

Unlimited Access
\$8.99/month

Continue

*Fair usage policy applies

$$F' = F'_b(1-x) + F'_a x, \text{ or } dF' = (F'_a - F'_b) dx$$

Now any spontaneous transformation must involve a decrease in the value of F' or $dF' < 0$ is the condition of a spontaneous change. Therefore if dx is positive, $F'_a < F'_b$, which means that a spontaneous increase in the ratio of phase a to phase b can only occur in the region where $F'_b > F'_a$. This, then, must be the region in which "a" alone is in stable equilibrium. On the other hand, if dx is negative, $F'_a > F'_b$, which is the condition of stability within the "b" region, where any spontaneous change means a decrease in the "a" phase. On the boundary line where both phases are in equilibrium, $F'_a = F'_b$, and $dF' = 0$, or there is no spontaneous change in either direction.

Suppose, now, that a transformation is effected at constant pressure from the point m to n , involving a change of state at P , in which m and n are supposed infinitely close to P . Then $Pm = Pn = dT$, hence the potential at m is

$$F'_b + \left(\frac{dF'_b}{dT} \right)_p dT$$

and at n is

$$F'_a + \left(\frac{dF'_a}{dT} \right)_p dT$$

But at m , dx is negative, and

$$F'_a + \left(\frac{dF'_a}{dT} \right)_p dT > F'_b + \left(\frac{dF'_b}{dT} \right)_p dT$$

and since m and n are supposed infinitely close, $F'_a = F'_b$ so the inequality becomes

$$\left(\frac{dF'_a}{dT} \right)_p dT > \left(\frac{dF'_b}{dT} \right)_p dT$$

But by equation (59) these partial derivatives are each equal to minus the entropy in their respective regions, therefore $(S_b - S_a) dT > 0$, or $L > 0$ if dT is positive. Hence a transformation from b to a , which involves a tendency to raise T , means, as is obvious, a positive latent heat, and conversely a transformation that tends to lower T , means a negative latent heat.

Change in Volume.—The change of specific volume in passing from one state to another can be studied in the same manner. Suppose the transformation takes place along the isothermal $p q$, then at p we have a potential equal to

$$F'_b + \left(\frac{d F'_b}{d p} \right)_T d p$$

and at q a potential equal to

$$F'_a + \left(\frac{d F'_a}{d p} \right)_T d p$$

but if p and q are infinitely close together, we have as before, in the “a” region,

$$\left(\frac{d F'_b}{d p} \right)_T d p > \left(\frac{d F'_a}{d p} \right)_T d p$$

but by equation (59),

$$\left(\frac{d F'}{d p} \right)_T = V$$

hence $(v_b - v_a) d p > 0$. Therefore if $d p$ is positive, $v_b > v_a$, which means that if we start in the “b” region, and an isothermal transformation to the “a” region involves a tendency to increase the pressure, then the specific volume decreases. In the case illustrated by

Fig. 27, $d p$ is obviously negative, hence the volume increases in passing from p to q .

But the pressure-volume relations are better represented by the $p v$ diagram. In Fig. 28 it is clear that

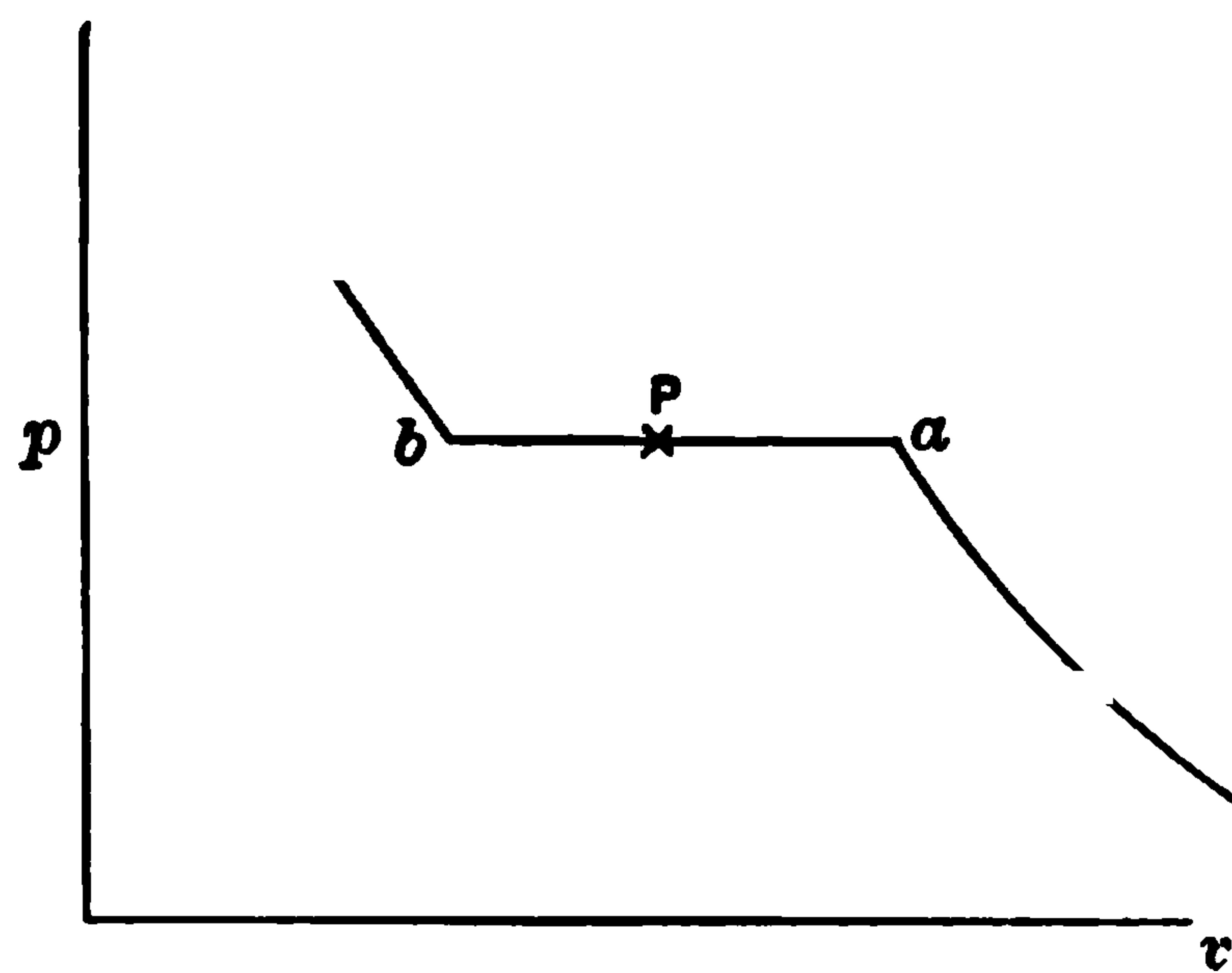


FIG. 28.

a change from the “b” to the “a” state involves an increase of volume, coupled with a tendency for p to diminish; but if b and a were to change places in the diagram, $d p$ would be positive, and the volume would diminish. If a is supposed to possess the

higher potential, as has been assumed, then the case where $d p$ is negative is much the more common, as it applies to all cases of vaporization, and most cases of fusion. Water is, of course, an important exception, for in passing from ice to water, $d p$ is positive, and $v_a < v_b$.

Change of S and U.—We have so far examined the change of heat, or L , that accompanies a change of state, and the change in specific volume. There still remain to be considered the change in entropy and the change in intrinsic energy. We have already seen that $L = T (s_a - s_b)$, hence $(s_a - s_b) = L/T$, so that the entropy increases in going from b to a , if L is positive for the same transformation. Hence, in general, fusion and vaporization involve an increase of entropy which is readily computed, since T remains constant during the process. Finally, to obtain the change in U , we take $d u = T d s - p d v$ and integrate between the



THIS PAGE IS LOCKED TO FREE MEMBERS

Purchase full membership to immediately unlock this page

FORGOTTEN BOOKS

FULL

MEMBERSHIP

797,885 Books!

All you can read

for only

\$8.99/month

Continue

*Fair usage policy applies



of fact, $p(v_a - v_b)$ is usually very much smaller than L . At the temperature of melting water it is about $1/19$ of L for vaporization, and in the case of boiling water at atmospheric pressure, about $1/13$ of L .

Since by equation (43) $L = l(v_a - v_b)$, and since that portion of L which is concerned in overcoming the external pressure $L' = p(v_a - v_b)$, we obtain

$$\left[\frac{L'}{L} = \frac{p}{l} \right]_T \quad . \quad . \quad . \quad . \quad (141)$$

At the critical temperature there is no abrupt change in the volume at constant temperature and pressure, as there is at lower temperatures, and $v_a = v_b$ as we pass through the critical point. It follows that $u_a - u_b = 0$ at that temperature, or there is no abrupt change in the intrinsic energy. This would be expected, as there is no change of state at the critical point, and at constant temperature U can only be increased by a change in the molecular arrangement.

Since $v_a = v_b$ and $u_a = u_b$, it is clear from equation (139) that $L = 0$ at the critical point. This has been verified experimentally for CO_2 , and it is observed that in all cases L diminishes as the temperature increases, and doubtless vanishes at the critical temperature of each substance.

VAPORIZATION

What has been said so far concerning change of state has been, in the main, of a general nature applicable to any substance and any isothermal transformation. We shall now examine in more detail the particular transformation known as vaporization, and with especial reference to water.

Formulæ for Latent Heat of Vaporization.—The quantity of heat absorbed in vaporizing a gramme of any substance, as has been seen, depends on the temperature, and to a much smaller degree on the pressure. Various empirical formulæ have been offered that give L approximately as a function of T and for a considerable range of temperature. For instance, Regnault proposed a formula that gives the total quantity of heat required to raise a gramme of water from 0° C. to any temperature, and then convert it completely into steam at that temperature. This equation is

$$H = 606.5 + .305 t \quad . \quad . \quad . \quad (142)$$

From this L is readily determined, since the amount of heat involved in raising one gramme of water t degrees is approximately t , hence $L = 606.5 + .305 t - t$, or

$$L = 606.5 - .695 t \quad . \quad . \quad . \quad (143)$$

But such formulæ are only good in very rough calculations, and are of little value near the critical point, especially if they ignore the influence of pressure as does that of Regnault. To show its inexactness, let $L = 0$, which is the case at the critical point; then solving for t , we find $t = 872^{\circ}$ C., whereas the critical temperature of water is about 365° C. A more accurate method for calculating L , if the necessary data are available, is by the formula of Clapeyron in the form of equation (43); here the influence of the pressure is taken account of, but it is necessary to know $d p / d T$ at the temperature considered, as well as the initial and final volumes. If these quantities are known L may be found with high precision, at temperatures not too near the critical.

Liquid-Vapor Mixtures.—Let us now examine changes

that may occur within the univariant region, where both liquid and vapor can exist together in equilibrium. Let AB , in Fig. 29, be a typical isothermal on the $p v$ diagram. The dotted curve, as usual, is the locus of the points of discontinuity a and b . Any point as P , or P' , inside this region indicates the pressure and volume of liquid and saturated vapor in equilibrium. Now let x be the mass of vapor per gramme of the mixture, then

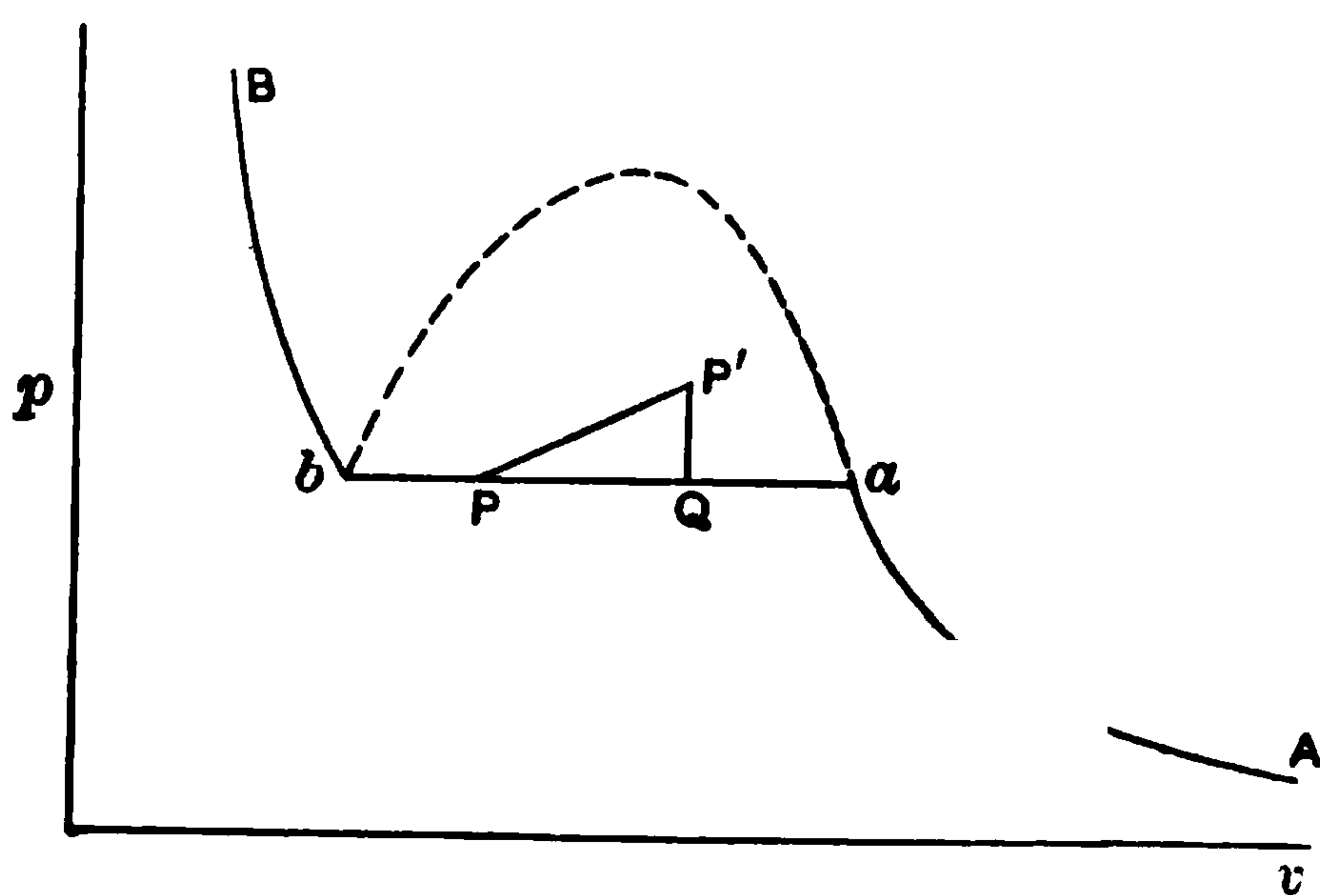


FIG. 29.

$1 - x$ = the mass of liquid per gramme of the mixture. Further let c = the specific heat of the liquid and c' = the specific heat of the vapor. (Note: when dealing with saturated vapors, we have but one specific heat, because saturated vapor is univariant and both pressure and volume are fixed by the temperature.)

The amount of heat required to vaporize an infinitesimal amount of the water is $L dx$. Then any transformation, as from P to P' inside the dotted curve, may be carried out in two steps; first by passing along the isothermal from P to Q , and then along a line of constant volume from Q to P' , therefore the total heat needed for the transformation is given by the sum of $L dx$,



THIS PAGE IS LOCKED TO FREE MEMBERS

Purchase full membership to immediately unlock this page



HISTORY

Tens of thousands of important historical sources, many previously unobtainable, are now available for the first time with a Forgotten Books Full Membership.

Unlimited Access
\$8.99/month

Continue

*Fair usage policy applies

useful expression for the difference between c and c' by means of an application of the second law of thermodynamics. Thus, dividing (147) by T , we obtain the exact differential

$$\frac{dQ}{T} = a \frac{dT}{T} + l \frac{dv}{T} \quad \dots \quad (i)$$

Then applying the usual operation to the second member, we have

$$\frac{1}{T} \frac{\delta a}{\delta v} = \frac{1}{T} \frac{\delta l}{\delta T} - \frac{l}{T^2} \quad \dots \quad (ii)$$

or

$$\frac{\delta a}{\delta v} = \frac{\delta l}{\delta T} - \frac{l}{T} \quad \dots \quad (iii)$$

but

$$a = c \frac{v'' - v}{v'' - v'} + c' \frac{v - v'}{v'' - v'}$$

hence $\frac{\delta a}{\delta v} = \frac{c' - c}{v'' - v'}$, and (iii) becomes

$$c' - c = \left(\frac{\delta l}{\delta T} - \frac{l}{T} \right) (v'' - v') \quad \dots \quad (iv)$$

but $l(v'' - v') = L$, hence (iv) may be written

$$c' - c = \left(\frac{dL}{dT} \right)_v - \frac{L}{T} \quad \dots \quad (148)$$

Further, if we combine (148) and (43), there results the useful equation

$$(c' - c) dT = dL - (v'' - v') dp \quad (149).$$

General Expression for Change of Entropy.—If we divide (144) by T , and eliminate c' , using its value as obtained in (148),

$$\frac{dq}{T} = ds = d\left(\frac{Lx}{T}\right) + c \frac{dT}{T} \quad \dots \quad (150)$$

Since c is nearly constant for ordinary liquids, (150) may be integrated, giving

$$s_p - s_{p'} = \frac{L_p x_p}{T_p} - \frac{L_{p'} x_{p'}}{T_{p'}} + c \log \frac{T_p}{T_{p'}}, \quad (151)$$

by which we can easily calculate the change of entropy in passing from the point P to P' inside the saturation curve.

Specific Heat of Saturated Vapor.—The value of c' as found in equation (148), or $c' = c + \frac{dL}{dT} - \frac{L}{T}$, is most useful in this study of the specific heat of dry saturated vapor. The specific heat of a liquid, c , is, of course, always positive, though it is not quite constant, being a function of the temperature. $\frac{dL}{dT}$ is always negative because L diminishes as the temperature rises, and becomes zero at the critical temperature. But L/T is, of course, always positive. Therefore c' can be either positive or negative according to whether, numerically, $c >$ or $< \frac{dL}{dT} + \frac{L}{T}$. In the case of water vapor under ordinary conditions, c' is negative, while for ether vapor under similar conditions it is positive. In forming a mental picture of a negative specific heat, it is necessary to remember that in discussing the specific heat of dry saturated steam, we are restricted to a path along the dotted line that bounds the univariant region, on the vapor side, and to follow along such a path is a highly artificial process, in which temperature and pressure must be accurately adjusted to maintain the peculiar condition of simultaneous dryness and

saturation, that marks the limiting case we are discussing. Thus when $c' < 0$, it means that as we ascend this line toward higher temperatures we must simultaneously compress the vapor and withdraw heat, while the gain in temperature due to compression outweighs the loss due to this removal of heat.

Graphic Representation of c' .—Since dL/dT is always negative, and increases numerically very rapidly near the critical point, and moreover, since it has been found experimentally that c' increases with the temperature at points far below the critical, it follows from (148) that c' must decrease again at higher temperatures

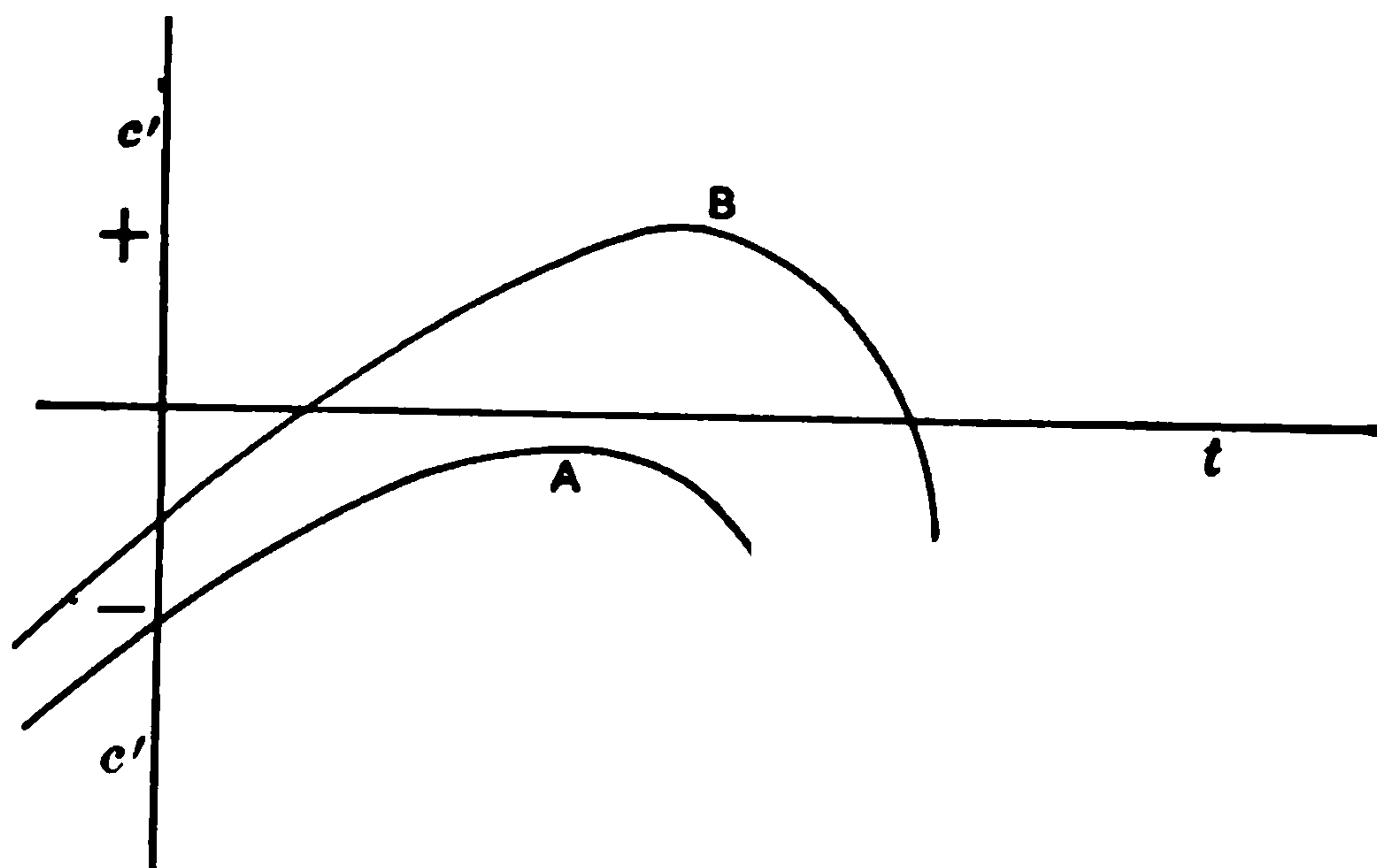


FIG. 30.

and so must pass through a maximum at some temperature lower than the critical. The maximum thus predicted may involve two reversals of the sign of c' , or none, as is evident from the curves in Fig. 30. The specific heat of saturated water vapor may follow a curve like *A*, and so be always negative; while sulphurous acid vapor gives a curve like *B* which is thus seen to change from negative to positive and back to negative again as the temperature rises.



THIS PAGE IS LOCKED TO FREE MEMBERS

Purchase full membership to immediately unlock this page

FORGOTTEN BOOKS

FULL

MEMBERSHIP

797,885 Books!

All you can read

for only

\$8.99/month

Continue

*Fair usage policy applies



very simple, and can be expressed by setting $dT = 0$ in the general entropy equation (150), or $ds = d\left(\frac{Lx}{T}\right)$.

If the change is along an isothermal, then L/T is constant and we have, integrating,

$$s_1 - s_2 = \frac{L}{T} (x_1 - x_2) \quad . \quad . \quad . \quad (152)$$

Thus, as we proceed along any isothermal, as aa' , we gain in dryness in proportion as the entropy increases.

Consequently the dryness at any point A is $\frac{aA}{aa'}$.

Critical Value of Dryness.—Now suppose we start at a certain point A , whose dryness is x , and expand adiabatically to B , thus following a line of constant entropy. It is evident from the diagram (32) that the dryness at B is not necessarily the same as at A ; but it is possible to find a certain value of x , on a given isothermal aa' , such that an adiabatic expansion to bb' at a given lower temperature will leave the body in precisely the same state of dryness as it was before. That this must be possible, whatever the slope of the two curves, is clear from an inspection of the diagram. Let ξ be the critical value of x , then if $x < \xi$, there will be evaporation as a final result of expanding adiabatically to the new temperature, because the adiabatic will then tend to recede from the liquid curve; but if $x > \xi$, the final result will be a condensation instead. The value of ξ is readily found by a graphic method as follows: Draw aa' at the desired upper temperature and bb' at the desired lower temperature. Then construct chords through ab and $a'b'$ till they intersect at P . Drop a perpendicular from P which divides

$a a'$ and $b b'$ in proportional segments, then A is the point sought, and $\frac{\overline{aA}}{\overline{aa'}} = \xi$.

If the isothermal T' be made to approach T until it is infinitely close, B will finally coincide with A , at a point which has the curious property that an infinitesimal expansion does not result either in evaporation

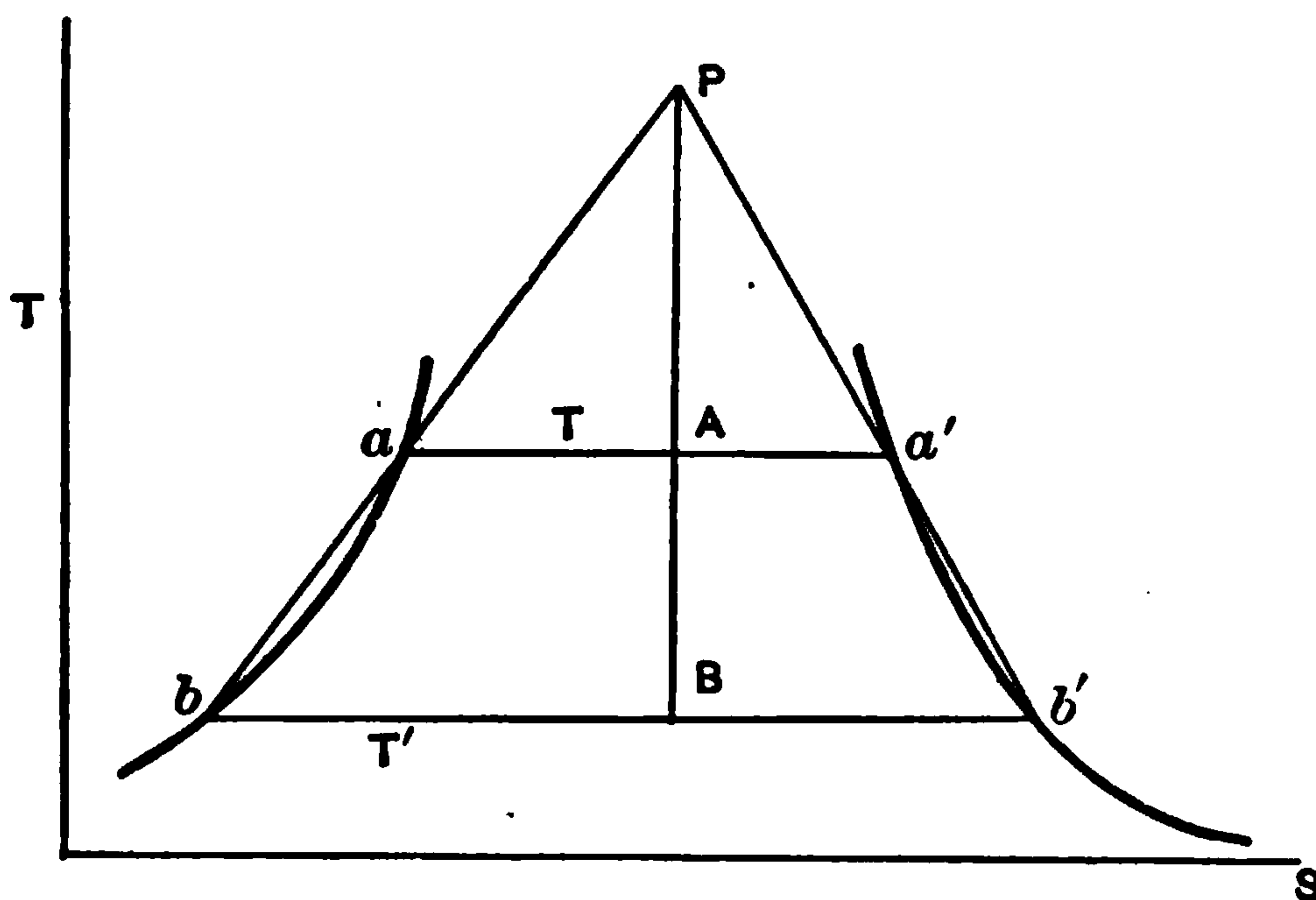


FIG. 32.

or condensation. There is one such point for every temperature, and an adiabatic expansion when x is less than this value must first result in evaporation; while an adiabatic expansion, when x is greater, results first in condensation. This initial evaporation or condensation, as the case may be, may change to the opposite process as the expansion progresses.

Changes in Dryness During Adiabatic Expansion.—To find the amount of evaporation or condensation that results from a given adiabatic expansion or compression is a problem of great practical importance. In order to determine it for steam, we employ the approximation that the specific heat of water is constant,

and equal to unity, or $c = 1$. Hence the amount of heat required to raise the temperature of one gramme of water $d T$ degrees is $c d T = d T$, and the change of entropy is $d T/T$. The change of entropy, due to complete evaporation is L_1/T_1 , where L_1 is the latent heat of vaporization at T_1 . But if evaporation is incomplete, we must write instead $x_1 \frac{L_1}{T_1}$ where x_1 is the fraction evaporated. Therefore the total gain in entropy represented by heating water from 0° C. to T_1 and then evaporating it to the state x , is given by

$$\int_{S_0}^{S_1} d s = \int_{T_0}^{T_1} \frac{d T}{T} + \frac{x_1 L_1}{T_1} \quad . \quad . \quad . \quad (i)$$

or integrated in full

$$s_1 - s_0 = \log \frac{T_1}{T_0} + \frac{x_1 L_1}{T_1} \quad . \quad . \quad . \quad (152')$$

A similar expression may be written for the change of entropy from 0° to a dryness x_2 at a temperature T_2 , but on the same isentropic as x_1 (see Fig. 33), therefore, since $s_1 = s_2$ by hypothesis we have

$$\int_{T_0}^{T_1} \frac{d T}{T} + \frac{x_1 L_1}{T_1} = \int_{T_0}^{T_2} \frac{d T}{T} + \frac{x_2 L_2}{T_2} \quad . \quad . \quad (ii)$$

which on integration becomes

$$\log T_1 - \log T_0 + \frac{x_1 L_1}{T_1} = \log T_2 - \log T_0 + \frac{x_2 L_2}{T_2} \quad (iii)$$

combining the terms there results

$$x_2 = \frac{T_2}{L_2} \left(\frac{x_1 L_1}{T_1} + \log \frac{T_1}{T_2} \right) \quad . \quad . \quad . \quad (153)$$

hence, if the initial temperature and dryness of the mixture are known, we can readily calculate the final



THIS PAGE IS LOCKED TO FREE MEMBERS

Purchase full membership to immediately unlock this page



HISTORY

Tens of thousands of important historical sources, many previously unobtainable, are now available for the first time with a Forgotten Books Full Membership.

Unlimited Access
\$8.99/month

Continue

*Fair usage policy applies

But $d u$ is an exact differential, and regarding v' as constant, we may integrate the equation, obtaining,

$$u_1 - u_0 = L_1 x_1 - p_1 x_1 (v'' - v') + \int_{T_0}^{T_1} c dT \quad (155)$$

The terms multiplied by x_0 drop out, for the body was assumed to be wholly liquid at the lower temperature.

In this equation the two positive terms $L x + \int_{T_0}^{T_1} c dT$ are the total heat supplied to the mixture from 0°C. to T_1° ; from this is deducted the external work that was done against the pressure p when the liquid was vaporized to the dryness x_1 , and the difference is obviously the net gain in intrinsic energy. The expression $L + \int_{T_0}^{T_1} c dT$, or H , is the heat required to raise one gramme of the liquid from 0°C. to T_1 and completely vaporize it, and is commonly called the "total heat" of the vapor.

Liquefaction of Gases.—In liquefying the "permanent" gases, the principles we have just been discussing have a useful application. Air is usually liquefied by a method essentially due to Linde. In this machine the air is highly compressed and cooled, in order to withdraw the heat caused by the compression. It is then allowed to expand rapidly down to atmospheric pressure. In so doing its temperature falls, partly because of the work it does in overcoming the pressure of the atmosphere, and partly because of the Joule-Thomson effect, already discussed, which becomes increasingly important as the critical point is approached. The air, thus cooled

escapes by passing around the tube through which flows the air coming from the compressor, and as yet not fully expanded, and so chills it in advance. Thus the next quantity of air reaches a still lower temperature as a result of its expansion, and this *degenerative* process, as it might be called, ultimately lowers the temperature of the on-coming air below the critical point, so that further expansion results in condensation, as in the case of an ordinary vapor.

In considering the theory of Linde's machine, we have to take two stages into account. One in which the substance is bivariant and $f(p, v, T) = 0$ applies; and later within the univariant region of saturated vapor where $f(p, T) = 0$ applies.

If we assume that the expansion is essentially adiabatic we may write $dq = du + dw = 0$, hence $du = -dw$, or dw is an exact differential; and, as was shown in the last chapter, in the case of unresisted expansion, which applies roughly to Linde's machine, $du + d(pv) = 0$. It was further proved for the constant-volume gas thermometer (p. 128) that this equation may be transformed to $c dT + l dv + v dp = 0$, or, setting $T \frac{\delta p}{\delta T} = l$, we obtain

$$T \frac{\delta p}{\delta T} dv + c dT + v dp = 0. \quad (156)$$

Comparing this equation with (4), where $dq = 0$ and $T \frac{\delta p}{\delta T}$ is substituted for l , we see that (156) is not the equation of a true adiabatic, but it has a slope intermediate between an adiabatic and an isothermal on the $p v$ diagram. It can only be plotted by assuming a

particular equation to represent $f(p, v, T) = 0$, such as Van der Waals' or Clausius'.

Now suppose the above expansion has carried the cooling down to the saturation curve of the gas in question, then a new state of things arises. The substance is defined by some function $f(p, T) = 0$. However, as before, $du + d(pv) = 0$, although du is no longer equal to $c dT$, but, as shown in equation (154), it is a more complicated function involving both the liquid and the vapor present in the mixture, or $du = d[Lx - px(v'' - v')] + [c dT - p dv]$, where the first term is the differential intrinsic energy of the vapor, and the second that of the liquid, as is readily seen by inspection, each being of the form $dq - dw = du$. But, since $du = -d(pv)$, we have

$$-d[px'(1-x) + pv''x] = d[Lx - px(v'' - v')] + [c dT - p dv] \quad (157)$$

In which v' , v'' and c are functions of T . The solution of this equation, even approximately, is impossible, mainly because the function $v'' = f(T)$ is unknown. If this were given, however, and v' and c were assumed constant, we might hope to calculate x from a knowledge of the ranges of temperature and pressure involved, and thus predict the quantity of air liquefied relative to the total amount cooled.

ENERGETICS OF SATURATED STEAM

The practical problems involving the transformation of thermal into mechanical energy, using saturated vapor as the working substance, are almost invariably concerned with steam. Four kinds of steam expansion will be discussed; adiabatic, isothermal, isoenergetic (or at constant intrinsic energy), and one following the



THIS PAGE IS LOCKED TO FREE MEMBERS

Purchase full membership to immediately unlock this page

FORGOTTEN BOOKS

FULL

MEMBERSHIP

797,885 Books!

All you can read

for only

\$8.99/month

Continue

*Fair usage policy applies



$$\mu = 1.035 + .1 x \quad . \quad . \quad . \quad (159)$$

If the vapor is dry, obviously $\mu = 1.135$, which is seen to be considerably smaller than the exponent κ in the adiabatic equation for perfect gases. It is now possible to integrate the area under the adiabatic curve between two assumed values for v , assuming μ constant over the range considered. This integration is effected as follows:

$$w = \int_{v_1}^{v_2} p \, dv \quad . \quad . \quad . \quad . \quad (i)$$

but by (158) $p_1 v_1^\mu = p_2 v_2^\mu = p v^\mu$ hence

$$w = p_1 v_1^\mu \int_{v_1}^{v_2} \frac{dv}{v^\mu} \quad . \quad . \quad . \quad . \quad (ii)$$

$$w = \frac{p_1 v_1^\mu (v_2^{1-\mu} - v_1^{1-\mu})}{1-\mu} \quad . \quad . \quad . \quad . \quad (iii)$$

$$w = \frac{p_1 v_1 (1 - r^{1-\mu})}{\mu - 1} \quad . \quad . \quad . \quad . \quad (160)$$

where r is the ratio of expansion, v_2/v_1 . Further, since $p_1 v_1^\mu = p_2 v_2^\mu$ (iii) may be readily transformed to

$$w = \frac{p_1 v_1 - p_2 v_2}{\mu - 1} \quad . \quad . \quad . \quad . \quad (161)$$

(NOTE: These equations are made applicable to perfect gases by substituting κ for μ ; (161) is readily converted to (95) by substituting RT for $p v$.)

Unfortunately, μ varies so widely that these formulæ do not give accurate results with saturated steam; a better way, and the one commonly used, depends on the principle that the work done during an adiabatic expansion is at the expense of the intrinsic energy, or $du = -dw$. By equation (155),

$$u_1 = u_o + \int_{T_o}^{T_1} c \, dT + L_1 x_1 - p_1 x_1 (v'' - v')$$

But since v'' is enormously greater than v' at any ordinary temperature, we may neglect v' , the volume of the water, as insignificant. The equation thus becomes

$$u_1 = u_o + \int_{T_o}^{T_1} c \, dT + (L_1 - p_1 v'') x_1, \text{ where } (L - p_1 v'')$$

is the internal heat of vaporization at T_1 . Set this equal to ρ_1 , then at any other temperature T_2 ,

$$u_2 = u_o + \int_{T_o}^{T_2} c \, dT + \rho_2 x_2$$

and the change of intrinsic energy between T_1 and T_2 is

$$u_1 - u_2 = \int_{T_2}^{T_1} c \, dT + \rho_1 x_1 - \rho_2 x_2 = A w \quad (162)$$

thus the work done during an adiabatic expansion is given in terms of the change of heat of the liquid, the internal heats of vaporization, and the initial and final dryness. As the problem is usually given T_1 , T_2 and x_1 are the conditions, then ρ_1 and ρ_2 as well as $\int_{T_2}^{T_1} c \, dT$ are found in the steam tables, and x_2 is calculated from equation (153).

Isothermal Work.—The work done during an isothermal expansion is more readily determined. Such an expansion in the case of saturated vapors always involves an increase in x , because if T is constant, p is constant also, therefore the increase of volume must mean the evaporation of some of the water present in the mixture.

Since p is constant, $d w = p \, d v$ and $v = v'' x + (1 - x) v' = v'' x$ very nearly, therefore $d v = v'' \, d x$, since v'' is constant when T is constant, and $d w = p v'' \, d x$ or

$$w = p v'' (x_2 - x_1) \quad . \quad . \quad . \quad (163)$$

Therefore if x_1 and T are given we can find v'' and p in the tables, calculate x_2 from the known final conditions, and so find w .

Isoenergetic Work.—If the intrinsic energy is to remain constant during an expansion, it is obviously necessary to supply heat during the process. Since $\Delta u = 0$, (162) becomes

$$\int_{T_2}^{T_1} c dT + p_1 x_1 - p_2 x_2 = 0$$

If T_1 , T_2 and x_1 are known, we can calculate x_2 from this equation. The curve representing this expansion is approximately an exponential of the form $p v' = \text{const.}$, therefore $p_1 v_1' = p_2 v_2'$, hence

$$\nu = \frac{\log p_1 - \log p_2}{\log v_2 - \log v_1} \quad . \quad . \quad . \quad (164)$$

To calculate ν , we know p_1 and p_2 from T_1 and T_2 ; while $v_1 = x_1 v''_1$, and $v_2 = x_2 v''_2$, very nearly.

Finally, as in the case of the work done when $p v'' = \text{const.}$, we have like (161), $w = \frac{p_1 v_1 - p_2 v_2}{\nu - 1}$, where all the quantities are known.

Work by Expansion of Dry Saturated Steam.—A fourth interesting type of expansion is one in which the steam follows the curve of dry saturated vapor. The calculation is best performed with temperature and entropy as the variables, one of which is independent. As has already been explained, in reversible processes, enclosed areas on the $T S$ diagram represent the quantity of heat transformed into work during the cycle represented by that area. But since $J Q = W$,



THIS PAGE IS LOCKED TO FREE MEMBERS

Purchase full membership to immediately unlock this page



HISTORY

Tens of thousands of important historical sources, many previously unobtainable, are now available for the first time with a Forgotten Books Full Membership.

Unlimited Access
\$8.99/month

Continue

*Fair usage policy applies

at B . Therefore keeping the steam dry has cost a quantity of heat proportional to the area $A B B'$, or an increase in entropy equal to $B B'$. This added heat, however, results in some gain in useful work; although the transformation is at a lower efficiency than that of the original supply, because it is effected by “jacketing” the cylinder with “live” steam and the heat is supplied by conduction through the cylinder walls. Thus the heat represented by the area $A B B'$ is supplied irreversibly and at temperatures lower than T_1 , so its conversion into work is less efficient than that represented by the rest of the cycle.

Carnot Cycle with Saturated Steam.—The work done during a Carnot cycle, using saturated steam as the working substance, and operating between the temperatures T_1 and T_2 , and the drynesses x_1 and x_2 , is readily determined as follows: The efficiency of any reversible cycle is $\frac{T_1 - T_2}{T_1}$, hence the work done is the amount of heat absorbed during the isothermal expansion, multiplied by the efficiency. The quantity so absorbed is evidently $L(x_1 - x_2)$, where L is the latent heat at the temperature of the generator, hence the work is

$$w = \frac{J L (x_1 - x_2) (T_1 - T_2)}{T_1} \quad . \quad . \quad . \quad (166)$$

Clausius Cycle.—In the actual operation of the steam-engine, it is impossible even to approximate to the Carnot cycle, mainly because the heat is not supplied isothermally to the working substance, but is added at all temperatures between that of the feed water and that of the steam in the boiler. We may, however, de-

scribe a process known as the *Clausius cycle*, which corresponds to the ideal operation of an actual steam-engine, and, since it may be realized at least theoretically, forms a better standard of excellence than the wholly unattainable Carnot cycle.

In the Clausius process the water takes on heat at all temperatures between T_2 and T_1 with simultaneous increase of entropy and temperature. It is then evaporated isothermally at T_1 . Next, as steam, it expands adiabatically to T_2 , and finally is condensed isothermally at that temperature, and returned as water to the boiler to be heated over again. These steps may be shown graphically on the temperature-entropy diagram, Fig. 34, where CD represents the first step which obviously follows the liquid curve. DA is the isothermal expansion during vaporization. AB' is the adiabatic expansion, and $B'C$ the isothermal condensation. The Carnot-cycle diagram would differ from this only in having an adiabatic compression take the place of CD , so that starting from a point on the T_2 isothermal, directly under D , where the condensation is incomplete, the mixture would be brought to the wholly liquid state at D , without the addition of heat from outside.

It is easily seen that, although the Clausius cycle involves a larger area than the Carnot for the same temperature limits, it is less efficient; for even in the ideal case of complete reversibility, much of the heat is added at temperatures lower than T_1 , thus involving a lower efficiency of converting into work the heat not supplied at T_1 .

The calculation of the work done by unit mass of working substance operating in the Clausius cycle is

readily attained when the process is assumed to be reversible. During the first step, while the liquid is being heated from T_2 to T_1 , the available energy of the heat supplied is given by the product of that heat times the efficiency corresponding to the instantaneous value of the temperature; therefore,

$$A_{CD} = \int_{T_2}^{T_1} \left(\frac{T - T_2}{T} \right) c \, dT,$$

where T varies between T_1 and T_2 . Further, the available energy supplied during evaporation is given by

$$A_{DA} = L_1 \left(\frac{T_1 - T_2}{T_1} \right)$$

Therefore, the work performed during the complete cycle is

$$w = \int_{T_2}^{T_1} \left(\frac{T - T_2}{T} \right) c \, dT + L_1 \left(\frac{T_1 - T_2}{T_1} \right)$$

or

$$w = \int_{T_2}^{T_1} c \, dT - T_2 \int_{T_2}^{T_1} c \frac{dT}{T} + L_1 \left(\frac{T_1 - T_2}{T_1} \right)$$

Integrating with c taken as constant and unity in the second term

$$w = \int_{T_2}^{T_1} c \, dT - T_2 \log \frac{T_1}{T_2} + L_1 \left(\frac{T_1 - T_2}{T_1} \right) \quad (166')$$

This equation lends itself readily to numerical computation with the aid of steam tables, and remembering that the whole right-hand member must be multiplied by J to give w in joules. The efficiency may be computed by dividing w/J by $\int_{T_2}^{T_1} c \, dT + L_1$, which is the heat input, and then compared with that of the Carnot cycle operating between the same temperature limits.



THIS PAGE IS LOCKED TO FREE MEMBERS

Purchase full membership to immediately unlock this page

FORGOTTEN BOOKS

FULL

MEMBERSHIP

797,885 Books!

All you can read

for only

\$8.99/month

Continue

*Fair usage policy applies



and the isothermal of fusion is similar to that of vaporization. There are two points of discontinuity *A* and *B*, and a line of constant pressure between them as shown in Fig. 35. However, as in the case of vaporization, the curve is not necessarily discontinuous. If no “germs” of the solid, or other points that favor solidification, are present, the liquid may be made to follow the line *Bb*. This is not possible for the solid from *A* to *d*, but there are reasons for supposing that the curve may be regarded as continuous. At the points *d* and *b*, the change of state occurs abruptly and irreversibly, while the curve between these points represents an unstable condition which cannot be realized experimentally.

Systems of Isothermals.—In the case of most substances, fusion involves an increase of volume, and the

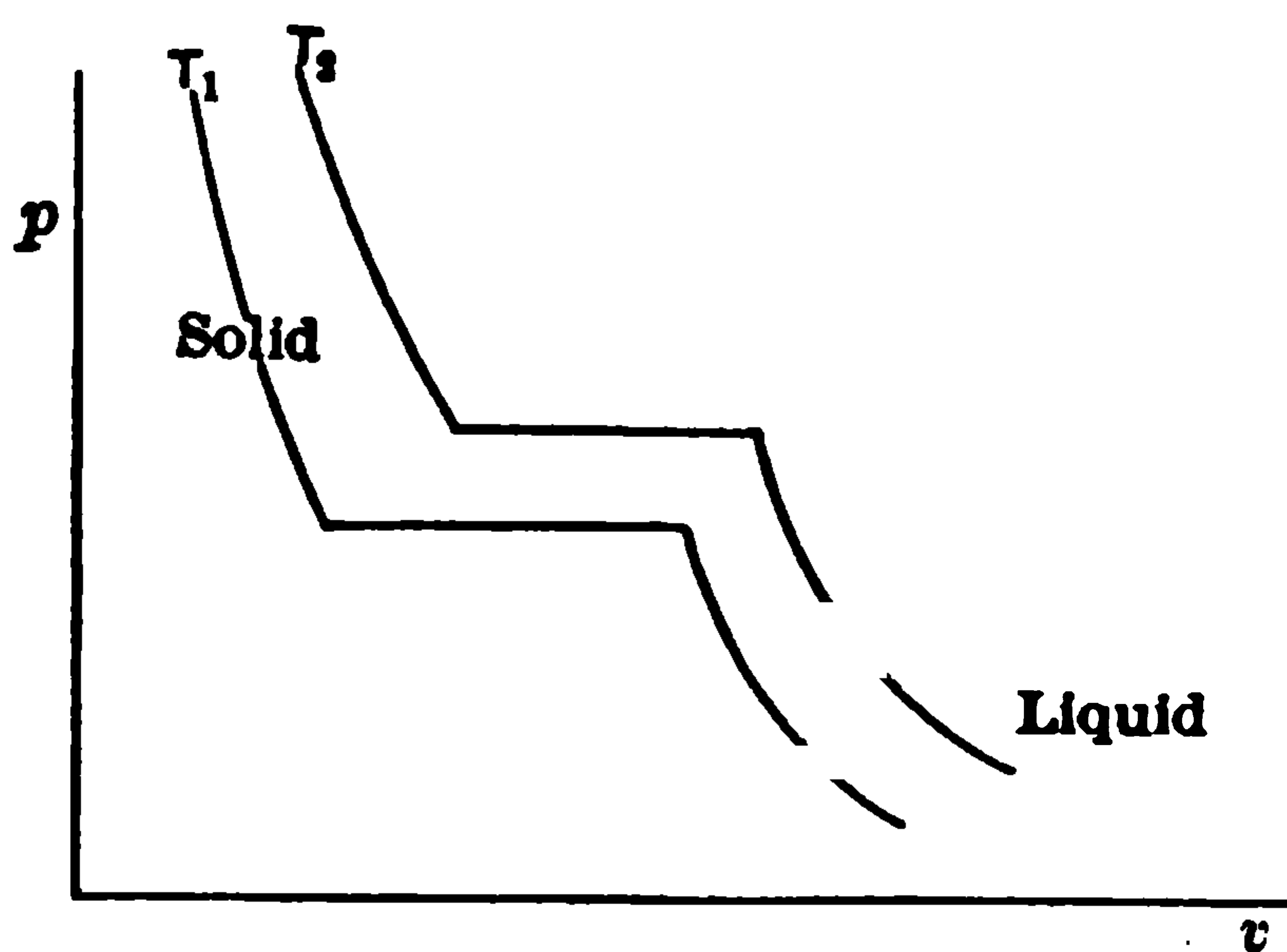


FIG. 36.

isothermals do not intersect, as shown in the diagram (36), but form a system in which those of higher lie wholly above those of lower temperature. No critical temperature of fusion has ever been obtained, and the locus of the points

of discontinuity does not appear to belong to a closed curve as in the case of vaporization. Certain exceptional substances such as water show a decrease of volume during fusion. This brings the liquid branch of the isothermal curve to the left instead of the right of the diagram. A system of such isothermals must

intersect, as shown in Fig. 37, because increasing temperature, at constant pressure, in general causes an increase of volume, while it lowers the melting point of these exceptional bodies.

The points P , where they intersect, indicate that at a given pressure and volume it is possible to have the substance either all in one phase, or in a mixture of two phases in equilibrium with each other.

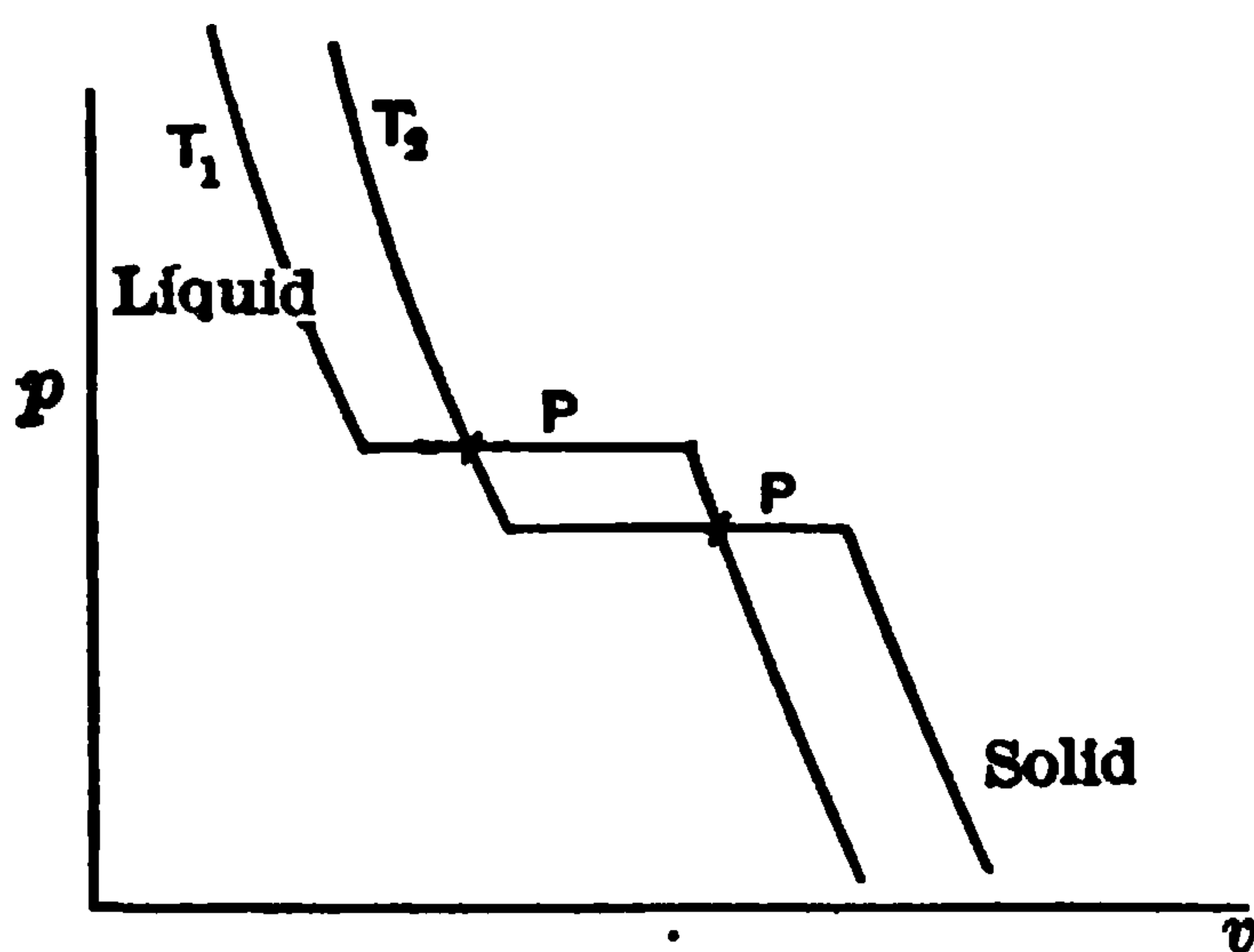


FIG. 37.

Heat of Fusion.—To represent the heat of fusion we may make use of a diagram in which Q and T are the coördinates. The abrupt change at constant temperature from A to B represents L , which, as is indicated in Fig. 38, changes with the temperature. In the

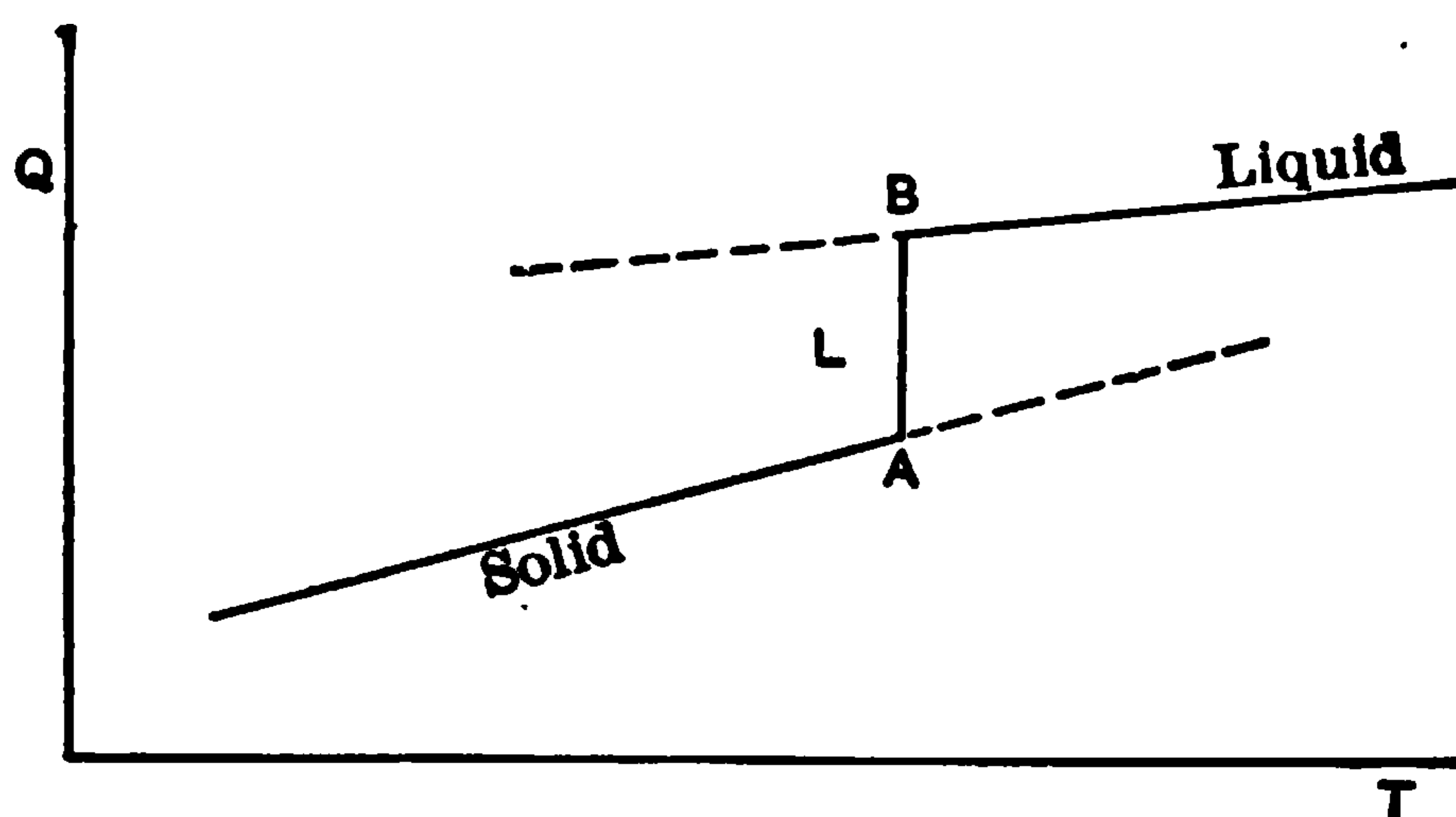


FIG. 38.

case of crystalline substances, the heat of fusion has a well-defined value at each temperature, but such bodies as glass and paraffine, which have no very definite melting point, have also no definite value of L . They may be regarded, however, as if melting followed a curve like

$A B$ in Fig. 39; thus L diminishes as fusion progresses, and they differ from crystalline bodies only in not melting at constant temperature.

Sublimation.—If we pass directly from the solid to the gaseous phase without the appearance of liquid, the process is called sublimation. It is theoretically possible with all substances at sufficiently reduced pressures,

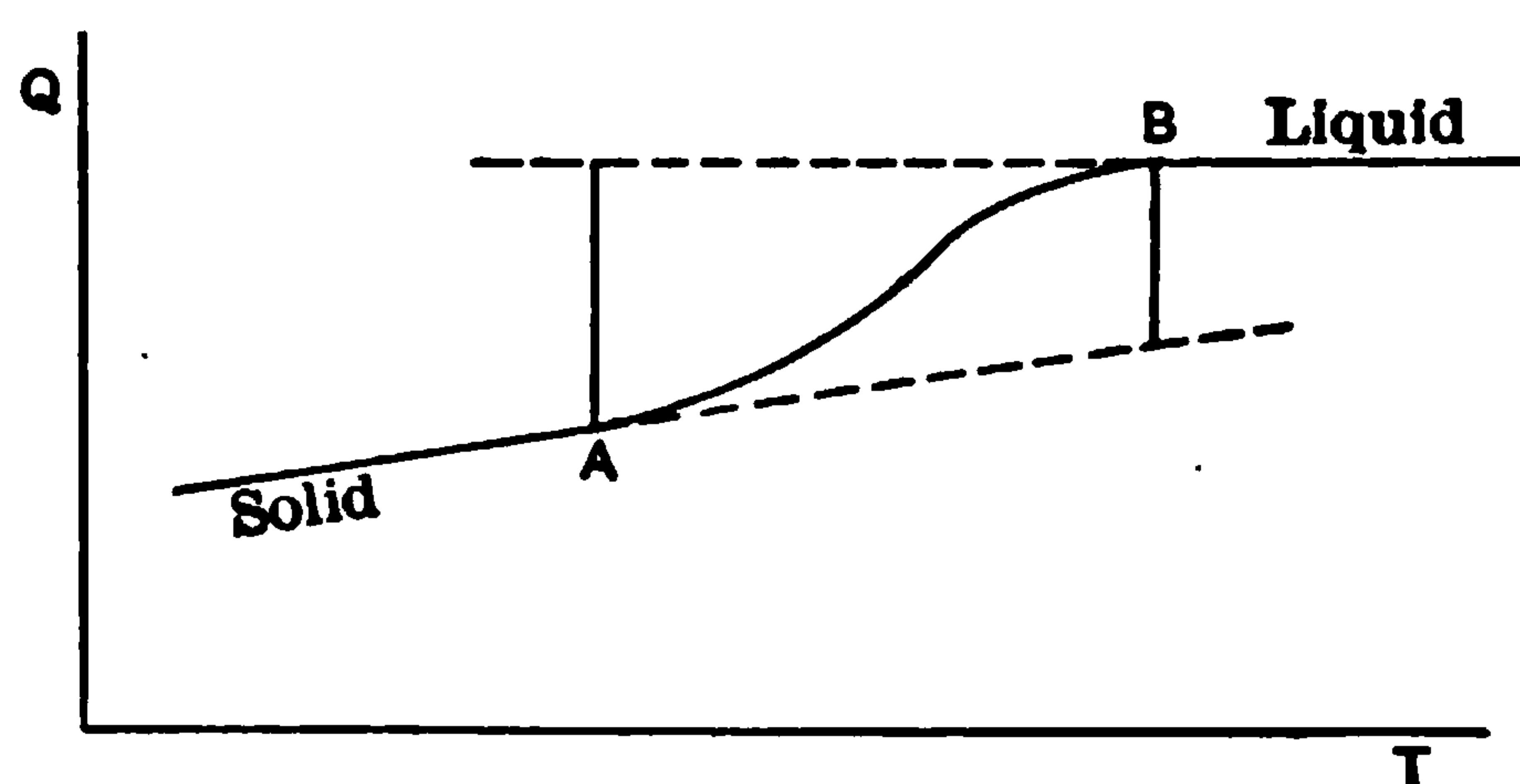


FIG. 39.

so that the liquid phase, at the temperature employed, cannot exist in a stable condition.

Three-Phase Equilibrium.—The relations that exist between fusion, vaporization, and sublimation are best shown on the pressure-temperature diagram.

The two diagrams, 40 and 41, show characteristic curves for both types of substance, represented by water on the one hand, and, say, mercury on the other. It will be seen that the three curves meet at the triple point, where all three phases may exist simultaneously in equilibrium. The region between the fusion and vaporization curves is one in which liquid alone can remain in equilibrium. Between the sublimation and fusion curves the substance is found only as a solid, in stable equilibrium, and between the vaporization and sublimation curves, only as a vapor. The curves are also shown



THIS PAGE IS LOCKED TO FREE MEMBERS

Purchase full membership to immediately unlock this page



HISTORY

Tens of thousands of important historical sources, many previously unobtainable, are now available for the first time with a Forgotten Books Full Membership.

Unlimited Access
\$8.99/month

Continue

*Fair usage policy applies

scripts denote the potentials of the solid, liquid, and gaseous states respectively. Further, along the fusion line, $F'_a = F'_b$, along the vaporization line, $F'_b = F'_c$, and along the sublimation line $F'_a = F'_c$. But solid and liquid in equilibrium (except at the triple point) have a potential less than that of vapor at the same pressure and temperature, because the vapor is unstable at such a point and tends to condense spontaneously, thereby indicating a higher potential; therefore along the fusion

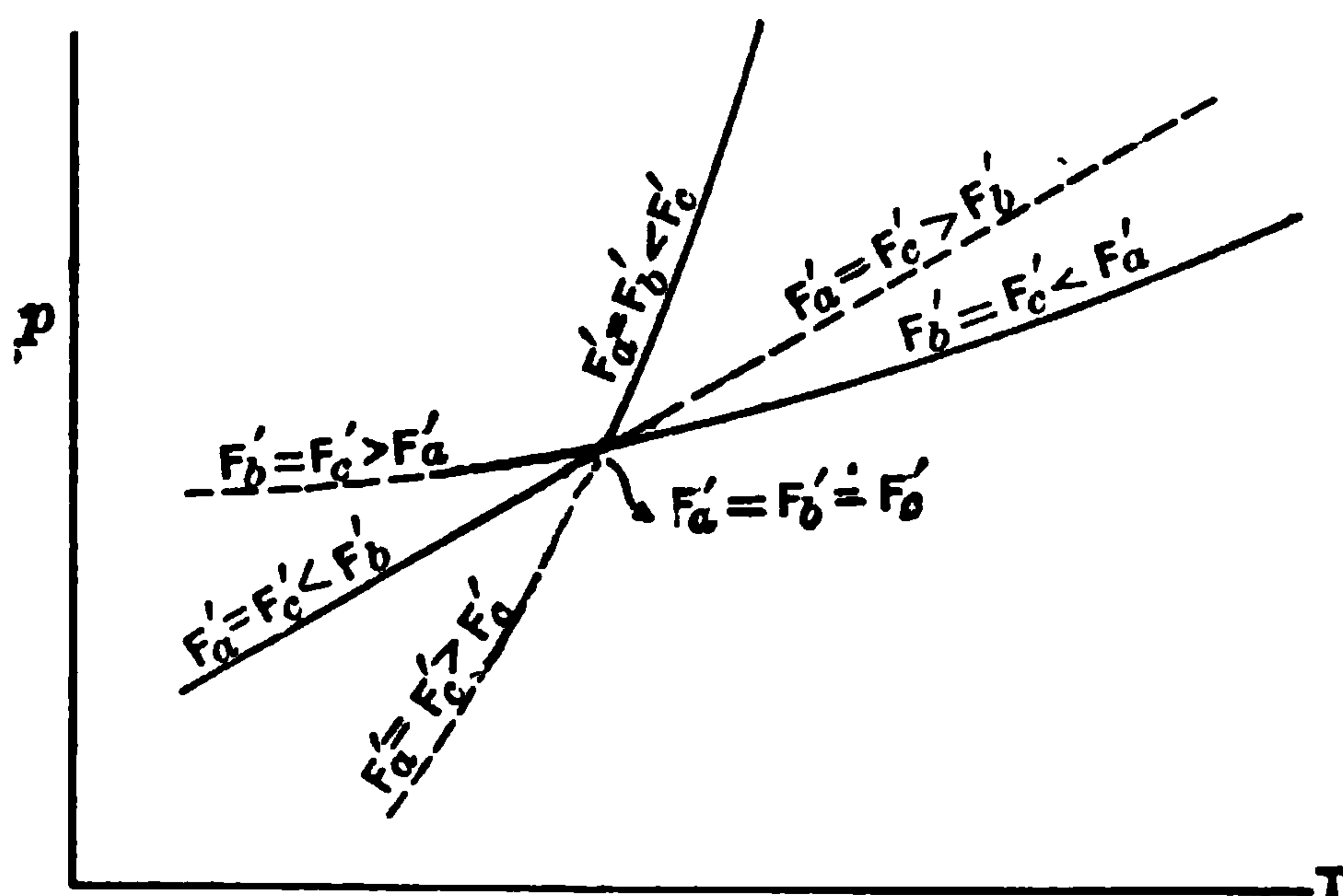


FIG. 42.

curve $F'_a = F'_b < F'_c$; similarly the other two curves of stable equilibrium are such that $F'_b = F'_c < F'_a$, and $F'_a = F'_c < F'_b$. The dotted curves indicating the metastable condition are expressed by equations of the type $F'_a = F'_b > F'_c$, which applies to the fusion curve produced. This means that in the region indicated, the mixture of ice and water tends to vaporize spontaneously, thus indicating a higher potential than that of vapor at the same pressure and temperature. These results are shown collectively by Bryan, in a diagram similar to Fig. 42.

Critical Temperature.—The sublimation and fusion lines have never been explored far enough to find an end; but the vaporization line, as indicated, ends at the critical point *C*, and the diagrams 40 and 41 show clearly how it is possible to pass from liquid to vapor, or vice versa, without crossing the univariant region where both phases may exist simultaneously and where change of state takes place. A path such as that indicated by the curved arrow, means a passage from one state to the other, without experiencing any abrupt change such as vaporization or liquefaction.

Transformations Near the Triple Point.—An interesting difference between the two types of substances represented in Figs. 40 and 41 is the following: If we start with vapor at a low pressure and temperature, just above the triple point in Fig. 41, it is evident that by raising the pressure the substance will first become liquid, and then, at still higher pressures, solid. In the case of a substance like water, however, increasing pressure will produce the liquid, but the solid phase will not appear.

Again, if we take steam, at a temperature lower than the triple point, and raise the pressure, it passes directly into ice, and if the temperature is very near that of the triple point it will ultimately liquefy under very great pressure. But in the case of the other class of substances, the fusion curve slopes to the right, and a constant temperature line starting to the left of *P* can never intersect it, consequently the liquid phase will not appear, no matter how much the pressure is raised.

Kirchoff's Formulæ. —Using the formula of Clapeyron

we can write an expression for the "latent" heat that is involved in each change of state. Thus:

$$\left. \begin{aligned} L_1 &= T (v_2 - v_1) \frac{d p_1}{d T} \\ L_2 &= T (v_3 - v_2) \frac{d p_2}{d T} \\ L_3 &= T (v_3 - v_1) \frac{d p_3}{d T} \end{aligned} \right\} \cdot \cdot \cdot \cdot (i)$$

where

v_1 = the specific volume of the solid at the triple point,
 v_2 = the specific volume of the liquid at the triple point,
 v_3 = the specific volume of the vapor at the triple point,
 p_1 and L_1 are the pressure and heat of fusion at P ,
 p_2 and L_2 are the pressure and heat of vaporization at P ,
 p_3 and L_3 are the pressure and heat of sublimation at P .

Now, suppose we pass around the triple point by an infinitely small reversible path, such that T is constant during the process. Then $\int dQ = 0$ around this closed isothermal path, hence the algebraic sum of the heats is zero and $L_1 + L_2 + L_3 = 0$, but if the cycle is clockwise, L_1 and L_2 are positive while L_3 is negative.

$\therefore L_1 + L_2 = L_3$ and equations (i) reduce to

$$(v_2 - v_1) \frac{d p_1}{d T} + (v_3 - v_2) \frac{d p_2}{d T} = (v_3 - v_1) \frac{d p_3}{d T} \quad (168)$$

A useful form of this equation which shows the relation between the slope of the sublimation and vapor curves is

$$\frac{d p_3}{d T} - \frac{d p_2}{d T} = \frac{v_2 - v_1}{v_3 - v_1} \left(\frac{d p_1}{d T} - \frac{d p_2}{d T} \right)$$

but $v_3 - v_1$ is always positive, $\frac{d p_2}{d T}$ is always positive, $\frac{d p_1}{d T}$



THIS PAGE IS LOCKED TO FREE MEMBERS

Purchase full membership to immediately unlock this page

FORGOTTEN BOOKS

FULL

MEMBERSHIP

797,885 Books!

All you can read

for only

\$8.99/month

Continue

*Fair usage policy applies



CHAPTER VIII

THE SOLUTION OF PROBLEMS

General Remarks.—There are two principal sources of difficulty in making numerical computations in thermodynamics. First: it is not always easy to decide on just the equation most suitable to the case in hand, and it may sometimes be necessary to modify some standard formula, or express it differently to meet an unusual situation. Second: in substituting numerical values in an equation, it is essential that the various quantities be absolutely congruent with regard to the units chosen, and the “dimensions” must harmonize on both sides of the equation; both are obvious but easily disregarded conditions. For instance, if p is expressed in pounds per square inch, then v should be given in cubic inches per pound; or if one side of the equation gives ergs and the other does not, it is evident that the equation is incorrect and some quantity such as R is needed to harmonize the dimensions. It may seem unnecessary to point out such obvious dangers, but it is the writer’s experience that nine errors out of ten, among beginners, come precisely from incongruent units, and inharmonious dimensions.

Joule’s Equivalent.—In using the equations of the preceding chapters, the student is again cautioned that J (or its reciprocal A) is frequently omitted in the development of many important formulæ, and, in using any equation for quantitative work, he should make

sure that both members, if they deal with either heat or mechanical energy, are expressed in the same kind of units.

Joule's equivalent has no "dimensions," being a pure numeric, but it appears in all equations which connect heat with energy, and its value, of course, depends upon the system of units employed. For instance, if heat is expressed in terms of the ordinary calorie, and mechanical energy in joules, then $J = 4.185$. But if, instead, we use, as our heat unit, the average quantity necessary to raise a pound of water 1° F., between the limits of the freezing and boiling points, and the gravitational unit, or foot-pound, to express mechanical energy, then J becomes 777.9 nearly. The gravitational unit of energy is also used in the metric system; thus, taking the kilogramme-metre in place of the joule, the value of J becomes .4267. In Table I will be found values of J , or its reciprocal, for converting various units of one kind of energy into units of the other, and it will be found useful in numerical work.

The Perfect Gas Constant, R .—Another important constant whose value may be given in a variety of ways is the one which appears in the fundamental equation of perfect gases $p v = R T$. It has already been explained that R is ordinarily regarded as varying with the substance considered, and in each case depends upon the units chosen as well; but if a gramme molecule is taken as the unit mass, then R becomes a universal constant, though it still varies with the units chosen to measure the pressure and volume. If temperature is considered as having no dimensions, it is obvious that R has those of energy divided by mass and it may be expressed in

terms of ergs, calories, litre-atmospheres, etc., per gramme. Thus, if p is given in dynes per sq. cm. and v in cu. cm. per gramme, then pv = ergs per gramme, and, for a *gramme molecule* of any gas supposed "perfect," $R = 8.317 \times 10^7$ ergs/gramme-mol. This is readily reduced to the value corresponding to the gramme of a particular gas, by dividing by its molecular weight. If, however, the pressure is given in pounds per square foot, and the volume in cubic feet, while the temperature is on the Fahrenheit scale, then $R = 1543$ ft. lbs. per *pound molecule* instead. Still another value is obtained by stating the pressure in terms of standard atmospheres, and the volume in litres, in which case R appears in terms of a unit known as the litre-atmosphere, being the work done by a pressure of one atmosphere acting on a square decimetre through a distance of one decimetre. Or, using the English system, we obtain the cubic-foot-atmosphere as the corresponding unit. Table II gives values for R per gramme molecule and pound molecule, according to several systems of units. It is, of course, understood that with the metric units, the temperature is Centigrade, and with the English units, Fahrenheit.

Standard Conditions.—The standard atmosphere, just referred to, is the pressure that will support a column of mercury 760 mm. high at 45° latitude, and mean sea-level, the thermometer being at the freezing point. This is 1,013,200 dynes/cm.², or about 10,333 kg./M.², and in the English system, about 14.696 lbs./in.², or 2116.32 lbs./ft.² The standard temperature is 0° C., and for purposes of computation it is commonly taken as 273° on the absolute scale. The corresponding values Fahrenheit are 32° and 492° . The value of g , the



THIS PAGE IS LOCKED TO FREE MEMBERS

Purchase full membership to immediately unlock this page



HISTORY

Tens of thousands of important historical sources, many previously unobtainable, are now available for the first time with a Forgotten Books Full Membership.

Unlimited Access
\$8.99/month

Continue

*Fair usage policy applies

pressure and temperature. In the case of liquids or solids c may be computed as follows: By (48) we find

$$C - c = T \frac{\delta v}{\delta T} \frac{\delta p}{\delta T} \quad \text{but, by definition, the coefficient}$$

of expansion at constant pressure $\alpha_p = \frac{1}{v} \frac{\delta v}{\delta T}$, while, at

constant volume, $\alpha_v = \frac{1}{p} \frac{\delta p}{\delta T}$. Substituting in (48),

$C - c = T p v \alpha_p \alpha_v$. But α_v cannot be directly observed, except for gases, hence we eliminate it by (17),

or $\alpha_v = \frac{\alpha_p E_T}{p}$; and finally, introducing Joule's equivalent, (48) becomes

$$C - c = A T v \alpha_p^2 E_T \quad . \quad . \quad . \quad (169)$$

where E_T is the modulus of elasticity at constant temperature. As an illustration, suppose the ratio κ is desired for glycerine at 20° C. and normal pressure. We find from the tables that the isothermal compressibility

of glycerine, $\frac{1}{E_T} = 25.1 \times 10^{-6}$, measured in atmos-

pheres, and $\alpha_p = 5.05 \times 10^{-4}$. The density = 1.262 = $1/v$. In choosing a value for A , we must remember that

v is given in cu. cm. per gramme, which is readily reduced to litres per gramme, while E_T is given in atmospheres;

therefore referring to the Energy Conversion table, we find that a litre atmosphere = 24.21 gramme calories.

Finally $T = 293^\circ$, at 20° . Inserting these values in (169), we obtain $C - c = .0571$. But $C = .576$ for glycerine, therefore $c = .519$ and $\kappa = C/c = 1.11$ nearly.

PROBLEMS FOR CHAPTER I

The Heat Capacities.—Numerous approximate computations may be made with the aid of the equations derived in the first chapter, provided the principal properties of the bodies considered have been sufficiently determined. Thus we may calculate the heat capacities of well-known liquids such as water or mercury from suitable equations taken from (5) to (13) inclusive. For instance, in the case of water and mercury, there are tables giving the specific volume for each degree of temperature over quite a wide range, thus we may obtain a small increment of volume Δv corresponding to an increment of temperature Δt , and assuming

$\frac{\Delta v}{\Delta t} = \left(\frac{dv}{dt} \right)_p$, we can immediately compute λ from equation

(12), with considerable accuracy, in terms of the known quantity C . By transposing (10) we have

$l = (C - c) \frac{\Delta t}{\Delta v}$ for finite increments, by which l is found,

provided c has been computed by the method just indicated. Similarly, from the modulus of elasticity E_T , we

have a value for $\frac{\Delta v}{\Delta p}$, and so may find h from equation

(13), l being now known. Finally η is computed from (5)

transposed, or $\eta = (l - \lambda) \frac{\Delta v}{\Delta p}$. The computation of

the heat capacities of mercury follows: $C = .0333$ at

0° C. , $c = .0280$ at the same temperature. $\frac{\Delta v}{\Delta t}$ at 0° ,

from the tables of specific volume, taking an interval

from -10° to $+10^\circ$, is $\frac{1}{20} (.0734205 - .0736877) = .0000134$.

$$\therefore \lambda = \frac{.0333}{1.34 \times 10^{-5}} = 2485$$

$$l = \frac{C-c}{1.34 \times 10^{-5}} = \frac{.0053}{1.34 \times 10^{-5}} = 395.5$$

$$h = l \frac{\Delta v}{\Delta p} \text{ where } \frac{\Delta v}{\Delta p} = \gamma_T v$$

$$\text{but } \gamma_T = -3.92 \times 10^{-6} (p \text{ in atmospheres})$$

$$v = .0735540$$

$$\therefore \frac{\Delta v}{\Delta p} = -3.92 \times 10^{-6} \times .073554 \text{ and}$$

$$h = -395.5 \times 3.92 \times 7.355 \times 10^{-8} = -1.114 \times 10^{-4}$$

$$\begin{aligned} \eta &= (l - \lambda) \frac{\Delta v}{\Delta p} = 2089.5 \times 3.92 \times 7.355 \times 10^{-8} \\ &= 6.0244 \times 10^{-4} \end{aligned}$$

Problem 1.—Calculate λ , l , h and η for glycerine at 20°C . Take $\gamma = -25.1 \times 10^{-6}$, $\alpha_p = .000505$ (at 20°C .)

$$= \frac{1}{v} \frac{\Delta v}{\Delta t}, \text{ and } \rho = 1.2604$$

Answer:

$$\lambda = 1437.6$$

$$l = 142.26$$

$$h = -.0045007 \quad \times \quad -.$$

$$\eta = .040969$$

Thermoelastic Constants.—The coefficient of cubical expansion at constant pressure, α_p , and the coefficient of elasticity at constant temperature, E_T , or its reciprocal γ_T the compressibility, have been experimentally determined for most common substances, but α_v can be



THIS PAGE IS LOCKED TO FREE MEMBERS

Purchase full membership to immediately unlock this page

FORGOTTEN BOOKS

FULL

MEMBERSHIP

797,885 Books!

All you can read

for only

\$8.99/month

Continue

*Fair usage policy applies



Problem 4.—A piston whose diameter is 20 cm. moves 10 cm. under a pressure of 10 atmospheres. How many calories of heat are transformed into work?

Answer: 760.68 gramme calories.

Problem 5.—In a certain thermodynamic transformation the working substance gains 600 calories of intrinsic energy, and 1,200 joules of work are done, how much heat must be supplied? What is the mechanical efficiency?

Answer: 886.68 gramme calories. 32.33 per cent.

Problem 6.—Twenty-five B.T.U. are consumed in heating a certain liquid-vapor mixture under a piston. The pressure exerted is 80 lbs. per sq. inch, the diameter is 1 ft. and the stroke 18 in. How much does the mixture gain in intrinsic energy? How great is the efficiency?

Answer: 7.553 B.T.U. 69.8 per cent.

Problem 7.—A Carnot engine takes 100 calories from the generator, and returns 80 calories to the refrigerator. How many ergs of work are done?

Answer: 8.37×10^8 ergs.

Problem 8.—A Carnot engine, when run reversed, delivers 150 calories to the generator. If 300 joules are expended, how much heat was taken from the refrigerator?

Answer: 78.33 gramme calories.

Problem 9.—How much work, in joules, can an ideal engine perform, working between the temperatures of 150° C. and 20° C., if 180 calories are supplied at the higher temperature? What is the efficiency of the operation?

Answer: 231.5 joules. 30.73 per cent.

Problem 10.—An ideal engine operates with 40° F.

as its lower temperature. If it is capable of converting 3 B.T.U. into 400 ft.-pounds of work, what is the temperature of the generator?

Answer: 143.4° F.

Problem 11.—What must be the temperature of the refrigerator of an ideal engine if 1,500 calories at 200° C. are capable of raising a mass of 150 kg. a distance of 1.5 metres?

Answer: 33.72° C.

Problem 12.—An ideal engine receives 100 calories at 120° C., and rejects 80 calories to the refrigerator, what is the temperature of the latter?

Answer: 41.4° C.

Problem 13.—An ideal engine whose refrigerator works at 10° C., has an efficiency of 40 per cent. It is desired to raise this value to 50 per cent; how much must the temperature of the generator be raised? Or, how much must the temperature of the refrigerator be lowered?

Answer: 94.34° raised, or 47.17° lowered.

PROBLEMS FOR CHAPTER III

In this chapter are considered entropy, potential, and available energy, apart from the properties of any particular body. Problems of a general nature dealing with these quantities can be solved because we are not concerned with their absolute values, but only with changes that may occur, and these changes are independent of the particular process followed, and may be expressed in terms of quantities that do not depend upon any especial substance.

Entropy.—Thus we may calculate the entropy gained

in supplying a certain quantity of heat at constant temperature by the simple ratio $\frac{Q}{T}$; or the change of the entropy when Q_1 heat units are supplied at T_1 , and Q_2 rejected at T_2 , by the obvious statement $S_1 - S_2 = \frac{Q_1}{T_1} - \frac{Q_2}{T_2}$. Further, the gain of entropy of the working substance in a simple but irreversible engine, may be computed in general terms if the efficiency E is known, for the heat rejected is $Q_1 - Q_1 E$, and the entropy of this heat is $\frac{Q_1(1-E)}{T_2}$ where T_2 is the temperature at which the heat is rejected. Hence the entropy gained irreversibly is $\frac{Q_1(1-E)}{T_2} - \frac{Q_1}{T_1}$, where T_1 is the temperature of the source.

Availability.—If the entropy, referred to some arbitrary zero, is given, the available portion of a quantity of heat follows from the defining equation of entropy, or $Q E = Q - S T_2$. The fundamental equation $T dS = dW + dU$ may also be used for such general calculations, by writing $T(S_1 - S_2) = \frac{\Delta W}{J} + U_1 - U_2$ since both dS and dU are exact differentials. Or we may make use of equations (31) to (34), remembering that dA is an exact differential as well as dU ; while $T \Delta S = \Delta Q$, and $p \Delta V = \Delta W$ in reversible processes.

Thermodynamic Potentials.—The same is true of the equations $dF_{TV} = dU - d(TS)$, and $dF_{PT} = dU + d(pV) - d(TS)$, which may be integrated to $F_1 - F_2 = U_1 - U_2 - (T_1 S_1 - T_2 S_2)$, and $F'_1 - F'_2 = U_1 - U_2 + \frac{(p_1 V_1 - p_2 V_2)}{J} - (T_1 S_1 - T_2 S_2)$. And they readily



THIS PAGE IS LOCKED TO FREE MEMBERS

Purchase full membership to immediately unlock this page



HISTORY

Tens of thousands of important historical sources, many previously unobtainable, are now available for the first time with a Forgotten Books Full Membership.

Unlimited Access
\$8.99/month

Continue

*Fair usage policy applies

gains 8 calories of intrinsic energy. What is the gain of entropy? *Answer:* .0527.

Problem 22.—A substance receives 2 English entropy units at 80° F., and gains 200 B.T.U. of intrinsic energy. How many foot-pounds of mechanical work does it perform? *Answer:* 6846×10^2 ft.-lbs.

Problem 23.—Calculate the gain in available energy of a system enclosed in a rigid envelope at the constant temperature of 30° C., when its intrinsic energy increases by 200 calories, with a loss of 1.5 entropy units. *Answer:* 654.5 calories.

Problem 24.—Calculate the change in available energy of a system under atmospheric pressure and at 20° C., when its intrinsic energy increases by 500 calories; its volume changes from 2 to 5 litres, and its entropy gains 2 units. *Answer:* -158.64 calories.

PROBLEMS FOR CHAPTER IV

Very few of the equations derived in this chapter are capable of being used directly in calculations, although they are of the greatest value in obtaining workable expressions applied to such special substances as perfect gases, saturated steam, etc.

Change of State.—Maxwell's third relation as expressed in (43) is in a form available for numerical work, when $\left(\frac{d p}{d T}\right)_v$ is regarded as being sensibly equal to $\left(\frac{\Delta p}{\Delta T}\right)_v$, or when it may be computed from some empirical equation connecting pressure and temperature; but these cases will be treated in full under the head of change of state to which they particularly belong.

Heating by Compression.—Maxwell's fourth relation gives us a means of making some computations of a quite general nature. By (45), $h = -T \left(\frac{d v}{d T} \right)_p$ but during an adiabatic transformation (3) gives us $\left(\frac{d p}{d T} \right)_q = -\frac{C}{T}$. Substituting for k in (45) we obtain $\frac{\delta p}{\delta T} = \frac{C}{T} \frac{\delta T}{\delta v}$ or $\delta T = \frac{T}{C} \left(\frac{d v}{d T} \right)_p d p$, but $\alpha_p = \frac{1}{v} \left(\frac{d v}{d T} \right)_p$, and finally, introducing Joule's equivalent, (45) becomes

$$\delta T = \frac{A T \alpha_p}{C} v \delta p \quad . \quad . \quad . \quad (170)$$

By means of this equation, taking finite increments, we may calculate, approximately, the change of temperature corresponding to a change of pressure at a given temperature, provided α_p and C are known.

Problem 25.—Calculate the rise of temperature of carbon bisulphide when the pressure is increased from 1 to 20 atmospheres at 18° C. The density at that temperature is about 1.264. *Answer:* .529° C.

Cooling by Tension.—Instead of compressing the body, it may be subjected to tension, in which case δp is negative. The formula just derived may be used to predict the cooling of a stretched solid provided it is assumed that the cross-section remains constant; hence $d v = d l$ (where l is the length). α_p must now be taken as the coefficient of linear expansion, and in place of v , we must introduce the *length* per unit mass.

Problem 26.—Assuming the cross-section to remain constant, and the process adiabatic, calculate the cooling

produced by a weight of 100 grammes hung on a copper-wire whose diameter is 1.5 mm., where $T = 20^\circ$. Take $\rho = 8.94$ and $\alpha_p(\text{linear}) = 1.6 \times 10^{-5}$. *Answer:* $.419^\circ \text{C}$.

PROBLEMS FOR CHAPTER V

Fundamental Equation for Perfect Gases.—The combined laws of Boyle and Charles expressed by the familiar $p v = R T$ are capable of immediate application to problems in which either p , v , or T is unknown, and R has been determined for the gas in question.

As an illustration of this type of problem, suppose it is required to find the pressure, in atmospheres, when 15 grammes of nitrogen occupy two litres at a temperature of 20°C . Referring to Table ~~III~~, we find R per gramme molecule, in terms of atmospheres and litres, is 8.209×10^{-2} . The molecular weight of N_2 is 28.08, hence R , per gramme, is $8.209 \times 10^{-2} \div 28.08$, or 2.923×10^{-3} .

Now $T = 293$ and $v = \frac{2}{15}$ litre per gramme, therefore $p = \frac{2.923 \times 10^{-3} \times 293 \times 15}{2} = 6.42$ atmospheres. Or we

may calculate R from the standard conditions of nitrogen. If p_o is the standard atmosphere, v_o the corresponding

specific volume at 0° , and $T_o = 273$, we have $R = \frac{p_o v_o}{T_o} =$

$\frac{1 \times .79732}{273} = 2.921 \times 10^{-3}$, which is a fairly close

agreement with the value obtained in the other way. The pressure may now be calculated as before. This latter method may be expressed in a single equation, for



THIS PAGE IS LOCKED TO FREE MEMBERS

Purchase full membership to immediately unlock this page

FORGOTTEN BOOKS

FULL

MEMBERSHIP

797,885 Books!

All you can read

for only

\$8.99/month

Continue

*Fair usage policy applies



Answer: $v_{\text{CH}_4} = 1.398$ litres/gramme.

$$v_{\text{CO}} = .8004 \quad \text{“} \quad \text{“}$$

$$v_{\text{NO}_2} = .4868 \quad \text{“} \quad \text{“}$$

Heat Capacities of Perfect Gases.—We have already considered the calculation of the specific heat at constant volume, when its value at constant pressure is known. The same methods apply, of course, to perfect gases, and the values so obtained are regarded as constant at all temperatures. The other heat capacities are readily computed from equations (78) to (83) and need no further comment except the caution that the units chosen must agree among themselves. To obtain values in the C. G. S. system, v should be expressed in cu. cm. per gramme and p in dynes per sq. cm.

Problem 34.—Calculate c , η and λ for air, H_2 and O_2 under standard conditions, in absolute units.

<i>Answer:</i>	Air	Hydrogen	Oxygen
$c =$.1693	2.418	.1542
$\eta =$	4.56×10^{-5}	6.51×10^{-4}	4.16×10^{-5}
$\lambda =$.0838	.0838	.0848

Entropy, Intrinsic Energy, and Potential.—The calculation of U , S , F , and F' is always made from some arbitrarily chosen zero. Thus, suppose it is desired to calculate the gain in entropy of a pound of air heated from 10° to 100° F., when the volume is doubled, we may apply formula (85) solving it for $S - S_o$; when $\frac{T}{T_o} = \frac{560}{470}$, the last term becomes $A R \log_e 2$; $C/c = 1.4$, and finally,

$$S - S_o = \frac{.24}{1.4} \log_e \frac{56}{47} + 1.29 \times 10^{-3} \times 53.18 \log_e 2 = .0773.$$

(NOTE.—In this, and in all other problems involving

logarithms, the Napierian are to be used, unless otherwise specified.)

To find the gain in intrinsic energy, or in the potential F' , proceed in a similar manner. In using (86) and (87) the term $R T$ must be reduced to heat units as in the preceding case, by the factor A ; and the quantity S_0 vanishes at the assumed zero of potential.

Problem 35.—Calculate the intrinsic energy, entropy, and potential F , of 20 grammes of oxygen at 175°C. , which is contained in a vessel of 5 litres capacity, where one atmosphere, and 0°C. are regarded as zero conditions.

$$\begin{aligned} \text{Answer:} \quad S - S_0 &= .2496 \\ U - U_0 &= 539.8 \text{ calories.} \\ F - F_0 &= 428.1 \text{ calories.} \end{aligned}$$

Problem 36.—Calculate the potential F' , referred to the same zero, of 15 grammes of N_2 at 240°C. , under a pressure of 35 atmospheres. *Answer:* $F' - F'_0 = 1975$ calories.

The Thermoelastic Properties of Perfect Gases.—The quantities α_p and α_v are both equal to the reciprocal of the temperature; while, as is well known, $E_T = p$, and they require no calculation.

Heat of Expansion of Perfect Gases.—The computation of the heat absorbed during the various types of expansion; or, conversely, that evolved during compression, is effected with the aid of (88), (89), or (90), according to the data given. The integration of each is perfectly obvious; for instance (88), when integrated,

is $q_1 - q_2 = c (T_1 - T_2) + (C - c) T_1 \log \frac{v_1}{v_2}$. If preferred, $R A$ may be substituted for $C - c$ in the last term.

Problem 37.—Calculate the heat absorbed by 2 lbs. of air which expand from 20 cu. ft. at 60° F., to atmospheric pressure at the freezing point.

Answer: 5.728 B.T.U.

Problem 38.—Two grammes of air expand with the production of 8 joules of work, during which 10 calories of heat are absorbed. Calculate the change of temperature. *Answer:* 23.89° C.

Problem 39.—How much heat must be supplied to a quantity of gas, that it may perform one horse-power-hour of work by expanding at constant temperature?

Answer: 2545.2 B.T.U.

Adiabatic Expansion.—When a gas expands adiabatically, the relation between pressure and volume is given by (92), where the second member is constant, and κ and R must be known for the gas in question. Many practical problems may be solved by its aid, and in general it is not necessary to compute the value of the constant, which may be set equal to K or any other symbol. Thus if the initial pressure and volume, and final pressure of a gas are given, while it is desired to find the final volume after adiabatic expansion, we have

$$p_1 v_1^\kappa = p_2 v_2^\kappa, \text{ or } v_2 = \left(\frac{p_1 v_1^\kappa}{p_2} \right)^{\frac{1}{\kappa}} = \left(\frac{p_1}{p_2} \right)^{\frac{1}{\kappa}} v_1.$$

Problem 40.—One kg. of hydrogen expands adiabatically from a pressure of 200,000 kg. per sq. metre, to 15,000 kg. per sq. metre. The initial volume was 150 litres; what is the final volume? *Answer:* 941.7 litres.

Problem 41.—Calculate the value of the exponent κ for a perfect gas, whose adiabatic curve passes through the points $p_1 = 30$, $v_1 = 2$, $p_2 = 10$, and $v_2 = 4$.

Answer: 1.585.



THIS PAGE IS LOCKED TO FREE MEMBERS

Purchase full membership to immediately unlock this page



HISTORY

Tens of thousands of important historical sources, many previously unobtainable, are now available for the first time with a Forgotten Books Full Membership.

Unlimited Access
\$8.99/month

Continue

*Fair usage policy applies

where W_T is the total energy represented by the compression from p_2 to p_1 . If the data are the initial and final pressures, the volumes may be found from $p v = R T$, or $p v^\kappa = K$, according to whether the expansion is isothermal or adiabatic; and the same two equations would be used if the volumes were given, and the pressures required.

Problem 46.—What is the available energy in a tank of 4 kg. of compressed air at 20 atmospheres, and 15°C. , if the expansion is to be carried down to one atmosphere, and at constant temperature? *Answer:* 675,950 joules.

Problem 47.—What is the available energy in a tank of 6 lbs. of compressed air at 30 atmospheres and 60°F. , if the expansion is to be adiabatic to one atmosphere? *Answer:* 199,870 ft.-lbs.

(This latter case is applicable when the expansion is very fast, while the former is true for very slow expansions. It may readily be shown that, when the expansion is conducted isothermally, the gas does more work, since it receives heat through the walls of the containing vessel.)

Problem 48.—Calculate the available energy in problem 47, assuming the expansion to be isothermal at 60°F. , and between the same pressure limits. *Answer:* 404,000 ft.-lbs.

Change of Temperature During Adiabatic Expansion.—The fall of temperature during an adiabatic expansion may be found directly from (96) in terms of the expansion ratio; or, eliminating v , by (91), which becomes

$$\frac{T_2}{T_1} = \left(\frac{p_2}{p_1} \right)^{\frac{\kappa-1}{\kappa}}$$

Problem 49.—What is the final temperature of a quantity of hydrogen, which expands adiabatically from a pressure of 6 atmospheres and 30° C. to 1.5 atmospheres? *Answer:* -70.5° C.

Problem 50.—A quantity of air is compressed adiabatically so as to occupy one-tenth of its original volume; its temperature was 20° C. before compression, what is it afterward? *Answer:* 468° C.

Closed Cycles with Perfect Gases.—We now have to deal with the external energy involved when a perfect gas is put through a closed cycle of operations. In the cycles considered in this book, the calculation is perfectly simple. Thus, by (98), we find that the work per unit mass of working substance performed in a Carnot cycle, is given by

$$\omega = R (T_1 - T_2) \log r,$$

where r is the ratio of volumes of each adiabatic curve, and is greater than unity if the cycle is performed directly, but less than unity for the inverse process. If the initial and final pressures are given instead of the volumes, r may still be found, since T_1 and T_2 are known.

The constant pressure and constant volume cycle is still simpler, being given by $\omega = \Delta p \Delta r$. The Stirling cycle has the same equation as that of Carnot, but the ratio r refers to an isothermal, instead of an adiabatic expansion.

Problem 51.—Calculate the work done by 6 lbs. of oxygen regarded as a perfect gas, operating in a Carnot cycle between the temperatures of 500° F. and 60° F., and initial and final pressures of 200 and 15 lbs. per sq. in., respectively. *Answer:* 251,630 ft.-lbs.

Problem 52.—Calculate the external work in kg. metres when one kg. of perfect gas performs a rectangular cycle between the pressure limits of 8 and 1 atmospheres, and 10 and 3 cubic metres of volume.

Answer: 506,317 kg. m.

Problem 53.—How much work is done per unit mass of working substance, by a Stirling engine using hydrogen, and operating between the temperatures of 150 C. and 10° C., and a volume ratio of 8? *Answer:* 1173.7 joules.

Flow of Perfect Gases Under Pressure.—In computing the velocity of flow, when a compressed gas escapes through an orifice, we may use equation (103) where the velocity is given in terms of quantities that are readily measured. It is, of course, essential that J should be expressed in suitable units. If u is to be given in cm. per sec. then J should be chosen so as to reduce calories to ergs, while if u is in ft. per sec. J must reduce B.T.U to ft.-poundals.

Problem 54.—Nitrogen gas, under a pressure of 20 kg. per sq. cm., and at 18° C., is allowed to escape into the atmosphere. What is the velocity of flow, if the process is regarded as adiabatic and without friction? *Answer:* 585.6 m/sec.

Problem 55.—Compressed air escapes from a receiver into the atmosphere with a speed of 2,000 ft. per sec. The initial pressure was 20 atmospheres, what was the temperature, assuming the process to have been adiabatic and without friction? *Answer:* 123° F.

Estimation of Altitudes.—Either (106) or (106') may be used to estimate the heights of mountains with the barometer, though the latter is more correct, especially



THIS PAGE IS LOCKED TO FREE MEMBERS

Purchase full membership to immediately unlock this page

FORGOTTEN BOOKS

FULL

MEMBERSHIP

797,885 Books!

All you can read

for only

\$8.99/month

Continue

*Fair usage policy applies



Adopting these units, it is obvious that $R = \frac{p_0 v_0}{T_0} = \frac{1}{273}$ therefore TR , which is the second member of Van der Waals' equation, becomes $\frac{T}{273}$, which may be written $1 + \frac{t}{273}$. The quantities a and b , based on the scale of pressures and volumes assumed above, have been calculated for a great variety of substances from their observed critical pressures and temperatures. We saw in the paragraph on the critical point, that the critical temperature $T_c = \frac{8a}{27bR}$ and the critical pressure $p_c = \frac{a}{27b^2}$. From these equations are readily derived $a = \frac{27R^2 T_c^2}{64 p_c}$ and $b = \frac{RT_c}{8 p_c}$. But since $R = \frac{1}{273}$, they reduce to

$$a = \frac{27 T_c^2}{64 \times 273^2 \times p_c} \text{ and } b = \frac{T_c}{8 \times 273 \times p_c}$$

Table VI gives values for T_c and p_c , as well as a and b , for several gases, and substances liquid under ordinary conditions. The latter quantities have been computed from the former, as indicated above, and are taken from Landholt and Börnstein's Tables. The values chosen are by those observers who seemed to agree most nearly with the mean of all.

Isothermal Curves.—We are now in a position to plot the isothermal of a body supposed to be described by Van der Waals' equation. For instance, in the case of CO_2 , equation (107) becomes

$$p_1 = \frac{-.00683}{v^2} + \frac{T}{273(v - .001813)}.$$

Now let T have any assumed value, as 273, or the critical temperature $273 + 31.9$, and then p may be computed for a series of values of v .

Problem 58.—Plot the isothermal of ether at 60° C., also the critical isothermal.

Entropy.—By equation (113) we may readily calculate the entropy of a Van der Waals body $S - S_0$, above any chosen zero, and for an assumed temperature and specific volume. In this problem c must be known approximately for the range of temperature involved,

b is taken from the tables, $R = \frac{1}{273}$, $v_0 = 1$, and v is to

be expressed in terms of v_0 . Finally the last terms, in which R appears, must be multiplied by the constant A expressed so as to transform into calories our new mechanical unit, v_0 -litre-atmospheres, where v_0 is the normal specific volume given in litres. Thus for oxygen,

$A = \frac{22.41 \div 32}{.0413}$, where the numerator is the value of

v_0 , and the denominator the suitable value of J taken from the energy conversion table.

Problem 59.—Assuming atmospheric pressure and freezing point as the entropy zero; calculate its value in 4 grammes of ammonia at 80° C., when enclosed in a receiver whose capacity is 5 litres. *Answer:* .407.

Intrinsic Energy.—By means of (114) we may calculate the gain of intrinsic energy, $u - u_0$, above any assumed zero. Here the quantities are measured as above, and the last term must be reduced to calories by

the factor A , because $\frac{a}{v^2}$ has the dimensions of a pressure, hence $a \left(\frac{v-v_0}{v v_0} \right)$ has the dimensions of $p v$, or mechanical work.

Problem 60.—Calculate the intrinsic energy, assuming the same zero as above, for 9 grammes of CO_2 , at 18°C ., contained in a receiver whose capacity is 3 litres.
Answer: 26.82 gramme calories.

Thermodynamic Potential.—In applying (115) to calculate $f - f_0$, it is obvious that the last two terms of the right-hand member must be multiplied by A , the value being the same as in the preceding cases.

Problem 61.—Calculate the potential F of 6 grammes of nitrogen at 10°C ., in a receiver whose capacity is 750 c.c. *Answer:* 243.2 calories.

Heat Capacities l and h .—These values may be found from (116) and (117) multiplied by A .

Problem 62.—Calculate l and h for ammonia at 100°C ., and a specific volume of .2 litre per gramme.

$$\text{Answer: } \begin{aligned} l &= 9.0696 \times A \\ h &= .003498 \times A \end{aligned}$$

Specific Heat at Constant Volume.—Here we have only to apply (118), provided C is known, and solve for c . The right-hand member must, of course, be multiplied by A adapted to v_0 -litre-atmospheres of the gas considered, and as usual, $R = \frac{1}{273}$.

Problem 63.—Assuming the specific heat at constant pressure of CO_2 to be .1843 at 0° and atmospheric pressure, calculate c under the same conditions. Also cal-



THIS PAGE IS LOCKED TO FREE MEMBERS

Purchase full membership to immediately unlock this page



HISTORY

Tens of thousands of important historical sources, many previously unobtainable, are now available for the first time with a Forgotten Books Full Membership.

Unlimited Access
\$8.99/month

Continue

*Fair usage policy applies

parison. In such cases the thermoelastic coefficients reduce to

$$E_T = \frac{T R v}{(v-b)^2}$$

$$\alpha_p = \frac{R (v-b)}{R T v}$$

$$\alpha_v = \frac{1}{T}$$

and if b is regarded as negligible, we recover the values for perfect gases, or $E_T = p$ and $\alpha_p = \alpha_v = \frac{1}{T}$.

But this is far from justifiable, even in the case of hydrogen, for both α_p and α_v vary considerably with the pressure (and consequently volume), although the latter quantity is less dependent on it than the former, as the above results indicate. Table VII gives some values for α_p and α_v determined by Amagat, and taken from Ewell's "Physical Chemistry."* The anomalous behavior of hydrogen, which has already been referred to, is evident when we compare the steady decrease of α_p as compared to the increase toward a maximum, followed by a decrease, in the case of other gases.

Problem 64.—Calculate E_T , α_p and α_v for CS_2 at 0°C ., and normal specific volume. *Answer:* $E_T = .9628$.

$$\alpha_p = .003817.$$

$$\alpha_v = .003745.$$

Problem 65.—Calculate the same quantity for N_2 at -80°C ., and a specific volume .025 normal.

$$\text{Answer: } E_T = 3.0358.$$

$$\alpha_p = .006499.$$

$$\alpha_v = .006333.$$

* Published by P. Blakiston's Son & Co.

Problem 66.—Calculate the same quantities for CO_2 under standard conditions of pressure and temperature, and compare results with the table.

$$\begin{aligned}\text{Answer: } E_T &= .98998. \\ \alpha_p &= .003707. \\ \alpha_v &= .003688.\end{aligned}$$

Work Done by Expansion.—When a Van der Waals body expands with the performance of external work, there are the two principal cases of isothermal and adiabatic expansion to be considered. Equation (119) relates to the former case, and gives us the work per unit mass in terms of the temperature of the expansion, the initial and final volumes, and the characteristic constants a and b . Joules' equivalent does not appear in the equation, for both terms are in mechanical units; but if v is expressed in terms of v_o , and a and b are taken from Table VI, then, instead of joules, w will be given in v_o -litre-atmospheres, and must be reduced to joules by dividing by 9.869×10^{-3} (see energy conversion table), and multiplying by v_o , as in the cases already considered.

Problem 67.—How much work is done by 6 grammes of oxygen expanding isothermally at 40°C. , from 1.5 to 5 litres? *Answer:* 575.3 joules.

Adiabatic work is calculated with equal ease by (120); but, as in the case of equation (119), the second term must be reduced to joules. If κ , the ratio of the specific heats of the gas in question, is known, we may determine c from a value of C appropriate to the conditions assumed; otherwise c must be computed from (118).

If T_1 , T_2 , v_1 and v_2 are all given, the calculation is obvious, but if any one of these quantities is not known,

we may get an approximate value from (96), assuming that the expansion curve is given by $p v^{\kappa} = K$, as for perfect gases.

Problem 68.—How much work is done when 15 grammes of hydrogen expand adiabatically from a temperature of 100°C. , and a volume of 2 litres, to a volume of 10 litres? *Answer:* 13,502 joules.

Carnot's Cycle.—If the gas passes through a Carnot cycle, equation (121) gives the work done per gramme. The right-hand member is in mechanical units, but must be reduced to joules as has been explained. In such problems, we must know T_1 , T_2 and three out of the four volumes. The remaining volume is found by the perfectly general property of Carnot's cycle $\frac{v_2}{v_1} = \frac{v_3}{v_4}$ which was stated in the chapter on perfect gases. If only one of the temperatures is given, or only two of the volumes, the missing quantity may be estimated by (96), which is, however, not rigorously true for real gases.

Problem 69.—How much work is done when 2 grammes of CO_2 perform a Carnot cycle, where $t_1 = 150^{\circ}\text{C.}$, $t_2 = 40^{\circ}\text{C.}$, $V_1 = 200\text{ c.c.}$, and $V_2 = 400\text{ c.c.}$? *Answer:* 34.31 joules.

Clausius' Equation.—The application of this equation is more difficult than that of Van der Waals, not only because it is more complicated, but because it involves three constants besides R , and thus requires the determination of three critical values instead of two, if its constants are to be calculated. From equations (124), (125), and (126), it is evident that v_c , T_c and p_c must all be known to solve for ϵ , B and D ; and unfortunately v_c has been observed for only a few substances. In the



THIS PAGE IS LOCKED TO FREE MEMBERS

Purchase full membership to immediately unlock this page

FORGOTTEN BOOKS

FULL

MEMBERSHIP

797,885 Books!

All you can read

for only

\$8.99/month

Continue

*Fair usage policy applies



that are applicable to the more difficult case of vaporization. We shall, therefore, proceed at once to explain the solution of problems which involve the transformation of liquid to vapor, and the properties of saturated vapor. Water, being the substance most commonly used in the practice of thermodynamics, has been studied more completely than any other substance; so the discussion will mainly be confined to the behavior of water in the states of liquid and steam, and mixtures of both.

Steam Tables.—Practically all problems of this kind demand the use of steam tables in which values of various quantities are set down corresponding to an ascending scale of temperatures, or of pressures. A typical table of this sort is that of C. H. Peabody which has been used in the solution of the problems under this head. We find there for each degree of temperature of steam, the following quantities worked out, in most cases, to four significant figures. 1. The vapor tension of the steam, in terms of the barometer reading (inches or millimetres), or in pounds per sq. inch. 2. The heat required to raise water from freezing point to the temperature in question. 3. The heat of vaporization, L . 4. The value of that portion of L which is concerned in changing the internal structure of the water during vaporization, called “heat of internal work.” 5. The value of the remaining portion of L which does external work against the existing pressure, called “heat of external work.” 6. The entropy of the liquid taken from freezing to the given temperature. 7. The entropy of vaporization. 8. The specific volume of the steam. 9. The density of the steam.

Calculation of Steam Tables.—The preceding quanti-

ties are calculated as follows: Considering the metric table (both English and metric tables are given), we have first the pressures to determine in terms of the temperatures. In Peabody's revised tables these values are based mainly on the experimental observations of Holborn and Henning published in 1908. The heat of the liquid, in the case of water, is found by writing $c = 1 + k$, where k is the small difference between the specific heat and unity; therefore the heat of water above 0° C. is given by $t + \int_{t_0}^t k \, dt$. Since k is always small, this may be integrated graphically with sufficient precision, making use of the known values of k taken for the range considered.

The heat of vaporization may be found for any temperature by some formula such as (143). A more recent one, due to Henning, and used by Peabody, is $L = 94.210 (365 - t)^{.31249}$

We may separate the internal from the external portion of L by (139), thus obtaining the next two quantities, No. 4 and No. 5. The entropy of the liquid is calculated by means of the integral $\int_{t_0}^t c \frac{dt}{T}$, where c is set equal to $1 + k$ as before. Therefore the entropy becomes equal to $\log_e \frac{T}{T_0} + \int_{t_0}^t k \frac{dt}{T}$. The first term is readily computed, and the second is evaluated graphically by a method similar to that used in obtaining the heat of the liquid. The entropy of vaporization is obtained directly from L , by dividing by the absolute temperature at which it occurs.

Finally, to find the specific volume and the density, its



THIS PAGE IS LOCKED TO FREE MEMBERS

Purchase full membership to immediately unlock this page



HISTORY

Tens of thousands of important historical sources, many previously unobtainable, are now available for the first time with a Forgotten Books Full Membership.

Unlimited Access
\$8.99/month

Continue

*Fair usage policy applies

knowledge of Δv and L at the temperature assumed, and therefore introduces more uncertainty than the more direct method.

Problem 75.—Calculate the lowering of the melting point of ice when it is subjected to a pressure of 60 atmospheres. *Answer:* $-.447^\circ \text{C}$.

MIXTURES OF LIQUID AND VAPOR

The preceding cases become more complicated when vaporization is incomplete, but as the presence of a mixture of two phases is more common than a single phase, it is most important to be able to compute the various quantities involved in such mixtures.

Specific Heat of Saturated Steam.—In calculations of this kind, the specific heat c' at any assigned temperature is a valuable quantity to determine. It is easy to compute an approximate value, by combining (148) with Regnault's formula for H (142), from which we subtract $c t$, assuming c to be constant, as was done in deriving (143). Then $L = 606.5 + .305 t - c t$, or in Fahrenheit $L = 1091.7 + (.305 - c)(t - 32)$. Differentiating with respect to t , and substituting in (148), we have

$$c' = .305 - \frac{L}{T}, \quad . \quad . \quad . \quad . \quad (174)$$

by which c' may be computed at any desired temperature. Although we have just assumed c as constant, it is desirable, in using formulæ where the product $c t$ or $\int c dt$ appears, to look up its value under "heat of the liquid" in the tables, rather than simply to set $c = 1$.

Total Heat and Dryness of the Mixture.—These quantities might be found by integrating (144), but it should be observed that c' is a function of T , and the form of this function, as derived in the last paragraph, can only be regarded as a good approximation. It is better, therefore, simply to take the values of L and $c t$ from the tables, and if x is known, we have obviously $q = L x + c t$, or

$$x = \frac{q - c t}{L} \quad . \quad . \quad . \quad . \quad . \quad (175)$$

It is thus easy to calculate the dryness if the total heat and temperature of the mixture are given. Finally, a combination of (145) and (175) makes it possible to calculate the total heat of a mixture, when only the temperature and specific volume are given.

Problem 76.—Calculate the specific heat of saturated steam, under a pressure of 1488.9 mm. of mercury.

Answer: -1.032 .

Problem 77.—What is the total heat of a mixture of 60 grammes of water and steam at 135° C., when 12 grammes are evaporated? *Answer:* 1432.5 calories.

Problem 78.—Calculate the dryness of a mixture of 3 lbs. of water and steam whose total heat is 2,100 B.T.U., at a temperature of 320° F. *Answer:* 45.8 per cent.

Problem 79.—A mixture of 20 grammes of water and steam occupy 3 litres at a temperature of 140° C. Find x by (145). *Answer:* 29.4 per cent.

Problem 80.—A mixture of 3 lbs. of water and steam occupy 2 cubic feet, at a temperature of 330° F. Find the total heat of the mixture. *Answer:* 434.8 B.T.U.

Change of Entropy of the Mixture.—When passing from one degree of dryness to another at constant tem-

perature, the change of entropy is obtained by (152), or $S_1 - S_2 = \frac{L(x_1 - x_2)}{T}$. But when the temperature

changes as well, we may make the computation by (151)

$$S_1 - S_2 = \frac{L_1 x_1}{T_1} - \frac{L_2 x_2}{T_2} + c \log \frac{T_1}{T_2}$$

(NOTE.—The entropy of vaporization $\frac{L}{T}$, as well as the entropy of the liquid above t_o , or $\int_{t_o}^t \frac{c dt}{t}$, are given in the tables.)

Problem 81.—Calculate the difference in entropy between one kg. of a mixture of steam and water when $x = .24$ at 135° C., and $x = .1$ at 160° C. *Answer:* .1274.

Problem 82.—Six pounds of a mixture of steam and water are enclosed in a receiver of 25 cu. ft. capacity, at a temperature of 260° F. What is the gain in entropy when the receiver is heated to 320° F.? *Answer:* 3.55.

Problem 83.—Calculate the change of entropy in the last problem, if the volume were increased to 40 cu. ft., without change of temperature. *Answer:* 1.665.

Change of Dryness During Adiabatic Expansion.—From a practical standpoint, it is frequently desirable to calculate the changing proportions of liquid and vapor during expansion in the cylinder of an engine. The determination of the value of x , after an adiabatic expansion to some given temperature, from a given initial dryness and temperature, is effected by equation (153), which is commonly used in the study of cylinder condensation. The application of this equation to steam is perfectly simple, since it is only necessary to find L_1 and L_2 in the



THIS PAGE IS LOCKED TO FREE MEMBERS

Purchase full membership to immediately unlock this page

FORGOTTEN BOOKS

FULL

MEMBERSHIP

797,885 Books!

All you can read

for only

\$8.99/month

Continue

*Fair usage policy applies



only to enter the table under that entropy value and find T_2 and x_2 corresponding to v_2 .

Problem 86.—Four lbs. of a mixture occupy 10 cubic feet at 371° F. Adiabatic expansion occurs to 32 cu. ft. What are T_2 and x_2 ? *Answer:* $T_2 = 277^\circ$, $x_2 = .886$.

Problem 87.—Eighteen grammes of a mixture of steam and water occupy 3 litres at a temperature of 170° C. What is the dryness if the pressure falls adiabatically to 3 atmospheres? *Answer:* 69.27 per cent.

Problem 88.—Three cubic feet of a mixture of water and steam are 60 per cent dry at a temperature of 300° F. What is the total volume after adiabatic expansion to a pressure of 30 lbs. per sq. inch? *Answer:* 6.27 cu. ft.

Entropy and Intrinsic Energy of the Mixture.—The entropy is obtained, in the case of water, from (152'), which is simply the sum of the entropy of the liquid above the freezing point, which is given in the tables, and that of evaporation. The gain in intrinsic energy is to be found by using (155), in which v' is practically unity; L , v'' and p_1 may be found from the tables if T is given, and x_1 must be known directly or indirectly, and the second term must be multiplied by A .

Problem 89.—Calculate the entropy above 0° C. of 24 kg. of steam and water which occupy 5 cubic metres at a temperature of 165° . *Answer:* 32.1 kg. cal./ T .

Problem 90.—Calculate the intrinsic energy above 32° F. of a mixture of water and steam, which occupy 10 cubic feet, when $x = .7$, under a pressure of 70 lbs. per sq. in. *Answer:* 1960 B.T.U.

ENERGETICS OF MIXTURES OF WATER AND STEAM

Adiabatic Expansion.—The most satisfactory method for calculating the external work, when steam expands adiabatically, is to use equation (162) in which ρ_1 and ρ_2 are to be found in the tables under “heat equivalent of internal work.” The integral, $\int_{T_2}^{T_1} c dT$, is the difference between the heats of the liquid at the two given temperatures, and is also found in the tables; x_1 must be known, or may be calculated directly from the data, and x_2 is found by using equation (153).

Problem 91.—How much work is done by the adiabatic expansion of 2 kg. of a mixture of steam and water from 200°C. , and $x = .6$, to a final temperature of 150°C. ?
Answer: 175,400 joules.

Problem 92.—How much work is done when 60 grammes of a mixture of water and steam change adiabatically from a volume of 8 litres at 150°C. , to a pressure of one atmosphere? *Answer:* — 1529. joules.

Problem 93.—If a mixture of water and steam occupy 3 cu. ft., under a pressure of 80 lbs. per sq. in., and a dryness of .95, calculate the work done by an adiabatic expansion which doubles the volume.

(NOTE.—Use temperature-entropy tables to find T_2 and x_2 .) *Answer:* 23,430 ft.-lbs.

Isothermal Expansion.—The work done by an isothermal expansion (or expansion under constant pressure) is easily computed by (163), where, as was explained, x_1 , x_2 and T are given either directly or indirectly.

Problem 94.—Calculate the work done by 2 lbs. of a mixture of water and steam which occupy 2 cubic feet,

and expand isothermally at 280° F., to a final volume of 5 cubic feet. *Answer:* 21,280 ft.-lbs.

Problem 95.—Calculate the work done by 12 cu. ft. of a mixture of water and steam whose dryness is .45, under a pressure of 75 lbs. per sq. in., if it expands till all the water is vaporized. *Answer:* 157,900 ft.-lbs.

Isoenergetic Expansion.—If u remains constant, we may use equation (161) to calculate the work done, where the exponent ν is substituted for μ in the denominator, and ν is calculated by (164). To apply (164) we must know p_1 , v_1 and p_2 either directly or indirectly; x_2 is found by setting $\Delta u = 0$ in (162), thus adapting it to isoenergetic expansion; and v_2 is easily calculated if x_2 is known.

Problem 96.—Calculate the work done when 40 grammes of a mixture of water and steam, whose dryness is .5, expand isoenergetically from a pressure of 7010 mm. of mercury, to one of 3030.5 mm. *Answer:* 338. joules.

Expansion of Dry Saturated Steam.—If the expanding vapor is jacketed so as to just keep it dry and saturated during the expansion, then equation (165) is to be used. The values of a and b may be found from equation (143) by setting $t = (T - 273)$; hence

$$L = 796.2 - .695 T, \text{ or in Fahrenheit,}$$

$$L = 1433.6 - .695 T.$$

It is then only necessary to know the initial and final temperatures, and these can always be found, if the pressures, or specific volumes are given. The right-hand member must, of course, be multiplied by J to reduce it to mechanical units.

Problem 97.—What is the work done by 2.5 lbs. of



THIS PAGE IS LOCKED TO FREE MEMBERS

Purchase full membership to immediately unlock this page



HISTORY

Tens of thousands of important historical sources, many previously unobtainable, are now available for the first time with a Forgotten Books Full Membership.

Unlimited Access
\$8.99/month

Continue

*Fair usage policy applies

perform a Carnot cycle where the following data are given: $T_1 = 340^\circ \text{ F.}$, $V_1 = 15 \text{ cu. ft.}$, $V_2 = 36 \text{ cu. ft.}$, and $p_3 = 20 \text{ lbs. per sq. in.}$ How much work is performed in one cycle? *Answer:* 53,290 ft.-lbs.

Problem 100.—Twelve kilogrammes of water are passed through a Clausius cycle, where $T_1 = 165^\circ \text{ C.}$, and $T_2 = 100^\circ \text{ C.}$; calculate the work done and the efficiency, and compare the latter with that of a Carnot cycle between the same temperature limits. *Answer:* 3,998,000 joules. 14.2 per cent.

Problem 101.—How much work is done by 2 lbs. of dry saturated steam which act in a non-expansion *condensing* cycle where $T_1 = 280^\circ \text{ F.}$, and $p_2 = 2 \text{ lbs. per sq. inch}$? *Answer:* 117,200 ft.-lbs.

Sublimation Pressure.—Kirchoff's formula (168) may be reduced to a form adaptable to numerical calculation. The first term of the left-hand member equals $\frac{L_1}{T_p}$, or more properly $\frac{J L_1}{T_p}$, and if we consider v_1 and v_2 as negligibly small compared to v_3 , the equation reduces to $\frac{J L_1}{T_p} + v_3 \frac{d p_2}{d T} = v_3 \frac{d p_3}{d T}$; or, taking finite increments $\frac{\Delta p}{\Delta T} = \frac{J L}{T v_3}$, and in terms of the notation of Fig. 40, where $a b = \Delta p_1 - \Delta p_2$.

$$\frac{a b}{T_p - T_1} = \frac{J L_1}{T_p v_3} \quad \cdot \quad \cdot \quad \cdot \quad \cdot \quad (176)$$

This enables us to calculate the sublimation curve from the vaporization curve produced, or, in other words, the vapor pressure of the solid at temperatures below the triple point.

Problem 102.—In the case of water $L_1 = 79.9$, $T_p = 273.0076^\circ$, v_3 is about 206 litres per gramme. Calculate the difference of pressure a b between the vaporization and sublimation curves at a temperature two degrees below the triple point. *Answer:* 119. dynes/cm.².



THIS PAGE IS LOCKED TO FREE MEMBERS

Purchase full membership to immediately unlock this page

FORGOTTEN BOOKS

FULL

MEMBERSHIP

797,885 Books!

All you can read

for only

\$8.99/month

Continue

*Fair usage policy applies



TABLE II
PERFECT GAS CONSTANT *R* PER GRAMME MOLECULE AND POUND MOLECULE

Pressure Expressed in	Volume Expressed in —	Cubic Centimetres	Litres	Cubic Metres	Cubic Inches	Cubic Feet
Dynes per Sq. Centimetre	<i>R</i> , per gramme- molecule =	8.317 × 10 ⁷	8.317 × 10 ⁴	8.317 × 10		
Kilogrammes per Square Metre	<i>R</i> , per gramme- molecule =	8.48 × 10 ⁵	8.48 × 10 ³	8.48 × 10 ⁻¹		
Atmospheres	<i>R</i> , per gramme- molecule =	8.209 × 10	8.209 × 10 ⁻²	8.209 × 10 ⁻⁵		
Pounds per Square Inch	<i>R</i> , per pound- molecule =				18510	10 71
Pounds per Square Foot	<i>R</i> , per pound- molecule =				2.666 × 10 ⁶	1543
Atmospheres	<i>R</i> , per pound- molecule =				1260	.7289

(For air, *R* = 29.20 Kg.-Metres per kilogramme, or 53.18 Ft.-lbs. per lb.)

TABLE III
DENSITY, SPECIFIC HEAT, AND MOLECULAR WEIGHT OF CERTAIN GASES
(Density and Specific Volume are at 0° C., and Standard Atmosphere)

Gas	Density gr./litre	Density lbs./cu. ft.	Density Air = 1	Specific Volume litres/gr.	Specific Heat at constant <i>p</i> .	Ratio of Specific hts. <i>K</i>	Molecular Weight
Air	1.2928	8.0708 × 10 ⁻²	1	.77352	0° to 200° .2375	1.4029	29 effective
CO ₂	1.9652	.12269	1.529	.50885	11° to 214° .2169	1.291	44
H ₂	9.004 × 10 ⁻²	5.621 × 10 ⁻³	6.9 × 10 ⁻²	11.106	12° to 198° 3.409	1.41	2.016
N ₂	1.2542	7.83 × 10 ⁻²	.97	.79732	0° to 200° .2438	1.41	28.08
O ₂	1.4292	8.9233 × 10 ⁻²	1.105	.69969	13° to 207° .2175	1.41	32
NH ₃	.7621	4.7577 × 10 ⁻²	.59	1.3122	27° to 200° .5356	1.28	17.06

(To reduce density in grammes per litre to lbs. per cu. ft., divide by 16.018.)

TABLE IV

THERMOMETRIC AND CALORIMETRIC CONSTANTS OF CERTAIN SUBSTANCES
 (Temperatures are Centigrade; heat in gramme-calories per gramme)

Name of Substance	Melting Point	Boiling Point	Heat of Fusion	Heat of Vaporization	Specific Heat of Solid (Aver. Value)	Specific Heat of Liquid	Specific Heat of Gas at Constant <i>p</i>
Water	0°	100°	79.9	536	.505	at 15° 1	at 100° .4
Alcohol	− 112.3°	78.4°				at 20° .602	.4534
Ammonia	− 75°	− 38.5°	108.1	295		at 20° 1.190	.53
Ether	− 117.6°	35°		90		at 30° .547	.43
Carbon Bisulphide	− 110°	46.2°		87		at 30° .24	.1596
Mercury	− 38.3°	357°	2.82	62	3.19 × 10 ^{−2}	(average) 3.3 × 10 ^{−2}	



THIS PAGE IS LOCKED TO FREE MEMBERS

Purchase full membership to immediately unlock this page



HISTORY

Tens of thousands of important historical sources, many previously unobtainable, are now available for the first time with a Forgotten Books Full Membership.

Unlimited Access
\$8.99/month

Continue

*Fair usage policy applies

TABLE V
DENSITY AND THERMO-ELASTIC COEFFICIENTS OF CERTAIN LIQUIDS AND SOLIDS
(Compressibility in atmospheres; Young's Modulus in Kg. per sq. Metre; temperature in degrees Centigrade)

Name of Substance	Density ρ	Coefficient of Expansion α_p	Compressibility $\gamma_T = \frac{1}{E_T}$	Young's Modulus
Water	(at 20°) .998230	(4°—100°) 4.3×10^{-4}	(1-25 atmos. and 20°) 4.91×10^{-6}	
Alcohol	(at 15°) .7937	(0°-30°) 1.101×10^{-3}	(one atmos. and 20°) 1.01×10^{-4}	
Glycerine	(at 20°) 1.2604	(at 20°) 5.05×10^{-4}	25.1×10^{-6}	
Ether	(at 4°) .7313	(0°-30°) 1.617×10^{-3}	(8-25 atmos. and 25°) 1.69×10^{-4}	
Carbon Bisulphide	(at 20°) 1.264	(0°-30°) 1.197×10^{-3}	(8-35 at. and 15.6°) 8.7×10^{-6}	
Mercury	(at 20°) 13.546	(0°-100°) 1.809×10^{-4}	(one atmos. and 0°) 3.92×10^{-6}	

TABLE V—Continued

DENSITY AND THERMO-ELASTIC COEFFICIENTS OF CERTAIN LIQUIDS AND SOLIDS

(Compressibility in Atmospheres; Young's Modules in Kg. per sq. Metre; temperature in degrees Centigrade)

Name of Substance	Density ρ	Coefficient of Expansion α	Compressibility γ_T	Young's Modulus
Lead (Cast)	(at 0°) 11.37	(0°–100°) 2.799×10^{-5} (linear expansion)		(at 15°) 1803 (drawn)
Zinc (Cast)	7.1 (average)	(at 50°) 2.9×10^{-5} (linear expansion)		(at 15°) 8734 (drawn)
Copper (Cast)	8.6 (average)	(0°–100°) 1.718×10^{-5} (linear expansion)		(at 15°) 12450 (drawn)
Ice	(at 0°) .916	2.37×10^{-5} (linear expansion)		276

TABLE VI
CRITICAL AND VAN DER WAALS CONSTANTS

(Pressure in atmospheres; a and b in terms of atmosphere and normal specific volume as units;
temperature Centigrade)

Substance	t_c	p_c	a	b	Observer
Water	365°	200.5	.01149	.001457	Caillietet and Colardeau
Alcohol	243.6°	62.76	.02407	.003769	Ramsay and Young
Ammonia	130°	115	.00798	.001606	Dewar
Ether	194.4°	35.61	.03473	.006011	Young
CS ₂	275°	77.8	.02185	.003225	Cagniard de la Tour
CO ₂	31.9°	77	.00683	.001813	Dewar
H ₂	- 234.5°	20	.00042	.000881	Olszewski
N ₂	- 146	34	.00259	.001655	von Wroblewski
O ₂	- 118	50	.00273	.001419	von Wroblewski



THIS PAGE IS LOCKED TO FREE MEMBERS

Purchase full membership to immediately unlock this page

FORGOTTEN BOOKS

FULL

MEMBERSHIP

797,885 Books!

All you can read

for only

\$8.99/month

Continue

*Fair usage policy applies



TABLE VIII
CONVERSION OF PRESSURE UNITS

	Dynes per Square Centimetre	Gr. per Sq. Cm.	Kilo. per Sq. Metre	Mm. of Mercury	Atmos- pheres	Lbs. per Sq. Inch	Lbs. per Sq. Foot.
Dyne per Square Centimetre	1	1.0198×10^{-3}	1.0198×10^{-2}	7.5010×10^{-4}	9.8697×10^{-7}	1.4505×10^{-5}	2.0887×10^{-3}
Gramme per Square Centimetre	980.6	1	10	7.3551×10^{-1}	9.6777×10^{-4}	1.4223×10^{-3}	2.0481
Kilogramme per Square Metre	98.06	10^{-1}	1	7.3551×10^{-2}	9.6777×10^{-5}	1.4223×10^{-3}	2.0481×10^{-1}
Millimetre of Mercury	1333.2	1.3595	13.595	1	1.3158×10^{-3}	1.9337×10^{-3}	2.7845
Atmosphere	1,013,200	1033.3	10333	760	1	14.696	2116.32
Pound per Square Inch	68944	70.308	703.12	51.715	6.8046×10^{-2}	1	144
Pound per Square Foot	478.78	4.8825×10^{-1}	4.8828	3.5912×10^{-1}	4.7252×10^{-4}	6.9445×10^{-3}	1

INDEX

- ABSOLUTE** entropy, 46
 temperature, 38, 180
 zero, 38, 128
Acceleration, gravitational, 181
Adiabatic, definition, 2
 line, 10
 slope of, 15
 compared to isothermal, 16
 of perfect gases, 82, 196, 198
 of *Van der Waals* body, 114, 207
 change of dryness, 155, 216
 of saturated steam, 161, 219
Air, value of R for, Table II
 constants of, Tables III, IV, VII
Altitude, barometric estimation of, 99, 200
Amagat, on coefficients of expansion, 206
Amorphous bodies, fusion of, 171
Atmosphere, height of, 97
 homogeneous, 99
 pressure of, 180
Availability, 44, 188
Available energy, 42, 59
 of compressed gas, 197
Avogadro, principle of, 78
- BAROMETER**, altitude estimated by, 99, 200
Bivariant system, 135–137, 153
Boiling-points, Table IV
Boltzman, on second law, 27
Bouasse, on cooling by expansion, 131
Bryan, text-book of, 56
 diagram by, 174
Bouty on liquid tension, 105
Boyle, law of, 76, 79, 192

CALORIE, 2, Table I

Calorimetric coefficients, 3, 6, 9, Table IV

Capacities, heat or thermal, 5, 8, 9, 64–69, 183, Tables III, IV

of perfect gases, 76, 79, 194

of *Van der Waals* bodies, 112, 204

of *Clausius* bodies, 117

of real gases, 119

Carnot, principle of, 27, 34, 48

cycle, 30

function, 37, 39

cycle with perfect gases, 86, 199

Van der Waals bodies, 115, 208

saturated steam, 166, 221

Change of state, 132 et seq., 190, 209 et seq.

Characteristic constants (see Constants)

Charles, law of, 77, 79, 192

Chemical potential, 133

Clapeyron's equation, 65

applied to gases, 76

Gibbs's proof of, 140

applied to steam, 212, 213

Clausius's statement of second law, 27

extension of *Carnot's* principle, 48

inequality of, 52

law of perfect gases, 79

equation of, 115, 208

cycle with wet steam, 116, 221

body, latent heat of, 117

intrinsic energy of, 118

cooling of, 130, 209

Clément, determination of κ , 92

Closed cycles, 22, 29, 34, 49 (see also Cycle)

Coefficient of dilatation, 11, Table V, VII (see also Thermo-elastic)

Compensation of reversible changes, 54

Complex, definition of, 133

intrinsic energy of, 134

of one component, 137

Component, definition of, 133

Compressibility, 12, Table V (see also Thermoelastic)

Compression, heating by, 66, 191 (see also Pressure)



THIS PAGE IS LOCKED TO FREE MEMBERS

Purchase full membership to immediately unlock this page



HISTORY

Tens of thousands of important historical sources, many previously unobtainable, are now available for the first time with a Forgotten Books Full Membership.

Unlimited Access
\$8.99/month

Continue

*Fair usage policy applies

- Dilatation, coefficient of, 11, Tables V, VII (see also Thermoelastic and Expansion)
- Dimensions, harmony of, 178
 of gas constant R , 179
 of *Van der Waals* constant, 204
- Discontinuity in isothermal curves, 105, 107, 170
- Dry saturated steam expansion, 164, 220
- Dryness of liquid-vapor mixtures, 148, 153, 215, 216
 critical value of, 154
 change during expansion, 155, 216
- Duhem*, on potential, 61
- EFFICIENCY of reversible engine or cycle, 34, 36, 40, 51
 by first law, 37
 of dry steam expansion, 166
 of *Clausius* cycle, 167
 of compressed gas, 197
- Elasticity, modulus of, 11, Table V (see also Thermoelastic)
- Energetics of perfect gases, 84–89, 197–199
 of real gases, 114–115, 207–208
 of saturated steam, 160–169, 219–222
- Energy, conservation of, 18, 37
 intrinsic, 20, 22, 25, 56
 of perfect gases, 75, 80, 194
 of real gases, 111, 118, 203
 of change of state, 134, 144, 157, 218
 available, 42, 59, 197
- Engine, 30, 34 (see also Cycle)
- Entropy, defined, 42
 measured, 46
 two aspects of, 48
 tending toward maximum, 54
 of perfect gases, 80, 194
 of *Van der Waals* body, 111, 203
 of change of state, 144, 150, 211, 212
 general problems, 187
 of liquid, 211
 of liquid vapor mixtures, 215
 of wet steam, 218
- Equilibrium, thermodynamic, 58
 of phase, 140

- Equilibrium of complexes, 141
 of two phases, 148, 171
 of three phases, 172
- Exact differentials, 21, 50
- Expansion of perfect gases, 84, 85, 86, 95, 97
 of real gases, 114, 119, 207, 209
 of saturated steam, 155, 157, 161–169, 216, 219–21
 in liquid-air process, 158
 coefficients of, Tables V, VII
- Ewell*, Physical Chemistry, 206
- FACTORS for conversion of energy, Table I
 for conversion of pressure, Table VIII
- First law of thermodynamics, 18, 50, 51, 185
- Flow of gases, 95, 200
- Fluid theory of *Carnot*, 36
- Free energy, 61
- Freedom, degree of, 133
- Fusion, change of volume by, 144
 isothermals of, 169, 170
 heat of, 171, 212, Table IV
 of crystalline bodies, 171
 of amorphous bodies, 171
 effect of pressure on, 213
- External heat, 145, 158, 210
- GAS thermometer correction, 125–130
- Gases, perfect, 75 et seq.
 real, 101 et seq., 118
 cooling by expansion of, 119
 liquefaction of, 158
 discussion of constant R , 77, 179
 numerical value of R , 180, 192, Table II
- Geneva* conference, on g , 181
- Gibbs*, on second law, 27
 on potentials, 57
 on stability, 59
 phase rule of, 134
 on *Clapeyron's* equation, 140
- Glycerine, computation of c , 182
 thermoelastic properties, 185
- Gramme-molecule, 78, 179, 192, 201

Gravity, acceleration, 181

HEAT, definition of, 1

quantity of, 2

capacity, 5, 8, 9, 64–69, 183

of perfect gases, 76, 79, 194

of *Van der Waals* bodies, 112, 204

of *Clausius* bodies, 117

of real gases, 119

latent, 65, 139, 145

of vaporization, 147, 211, 212, 220, Table I V

of fusion, 171, 212, Table IV

specific, 66, 69

of compression, 66, 191

of expansion, 82, 195

external, 145, 158, 210

internal, 145, 210, 211, 212

total, 147, 158, 215

of water, 211

Height of atmosphere, 97–99

Helmholtz, on “free energy,” 61

Henning, on steam, 211

Holborn, on steam, 211

Hydrogen, anomalous behavior of, 124

standard of potential, 134

Hydrostatic pressure, 21

ICE, 144, Table V

Ideal engine, 30, 34 (see also Cycle)

Inequality of *Clausius*, 52, 53

Inner thermodynamic potential, 61, 189

Internal heat, 145

of vapor, 210, 211

of fusion, 212

Intrinsic energy, 20, 22, 25, 56

of perfect gases, 75, 80, 194

of *Van der Waals* body, 111, 203

of *Clausius* body, 118

of complex, 134

of change of state, 144

of wet steam, 157, 218



THIS PAGE IS LOCKED TO FREE MEMBERS

Purchase full membership to immediately unlock this page

FORGOTTEN BOOKS

FULL

MEMBERSHIP

797,885 Books!

All you can read

for only

\$8.99/month

Continue

*Fair usage policy applies



- MASSIEU**, on potential, 57, 70
Maximum, entropy approaching, 54
Maxwell, on heat transfer, 33
 on thermal quantities, 55
 relations of, 63–66, 68, 69
 third relation applied, 190 (see also *Clapeyron*)
 fourth relation applied, 191
Melting points, 171, Table IV (see also **Fusion**)
Mercury, heat capacities of, 183, Table IV
Metastable condition, 141
Mixtures of solid and liquid, 141, 171
 of liquid and vapor, 147, 214
 of three phases, 172 (see also **Complex**)
Modulus of elasticity, 11, Table V (see also **Thermoelastic**)
 Young's, Table V
Molecular weight of gases, Table III
Molecule, gramme-, 78, 179, 192, 201
- MOORBY**, determination of J , 19
Mortgage, entropy compared to, 43
- NAPERIAN** logarithms, 195
Newton, on velocity of sound, 91
Non-expansion cycle, 88, 169, 199, 221
Normal specific volume, 201
Notation, 2, Table p. xv
- ONNES, KAMERLINGH**, 102
Order of complex, 135
- PEABODY**, steam tables, 210, 217
Perfect gases, 75 et seq., 192 et seq.
 equation of, 77, 192
 constant of, 77, 179, 180, 192, Table II
 heat capacity of, 78, 79, 194
 entropy of, 80, 194
 intrinsic energy of, 80, 194
 potential of, 80, 194
 thermoelastic properties of, 81, 195
 heat of expansion of, 82, 195, 196
 transformations of, 82

- Perfect gases, adiabatics of, 82, 196
 isothermals of, 84, 197
 energetics of, 84–90, 197–199
 flow of, 95, 96, 200
- Phase, defined, 133
 rule, 134
 equilibrium of, 140
 of two phases, 148, 171
 of three phases, 172
- Porous plug experiment, 122–124, 130, 209
- Potential, thermodynamic, 56, 188
 inner thermodynamic, 61
 total thermodynamic, 61
 equations of, 70–74
 of perfect gases, 80, 194
 of *Van der Waals* body, 112, 204
 chemical, 133
 of complexes, 141, 173
- Poynting*, on measurement of κ , 95
- Pressure, hydrostatic, 21
 heat due to, 66, 191 (see also Expansion)
 flow of gases under, 95, 200
 of saturated steam, 161, 211
 of atmosphere, 180
 effect on change of state, 213
 of sublimation, 222
- Preston*, on measurement of κ , 94
- QUALITY of steam (see Dryness)
- RANKINE, graphic method of, 24
- Ratio of specific heats, 13, 83, 91–95, 181, 182, Table III
- Real gases, 101
 general equation of, 102, 118
 cooling of, 119–124, 209
 (see also *Van der Waals* and *Clausius*)
- Regnault*, formula for total heat, 147, 214
- Reynolds*, determination of J , 19
- SATURATED steam, energetics of, 160–169, 219–222
 tables of, 210

- Saturated steam, specific volume of, 212
 - specific heat of, 214
 - total heat of, 215
 - dryness of, 215, 216
 - expansion of, 216
 - entropy of, 215, 218
 - intrinsic energy of, 218
- vapor, 148
 - specific heat of, 148–151
 - specific volume of, 149
 - dryness of, 149, 153–156
 - entropy of, 150
 - intrinsic energy of, 157
- Scale of absolute temperature, 38, 180
- Second law of thermodynamics, 26, 50, 51, 185
- Sound, velocity of, 91, 92
- Specific heat, 9, 13, 14, 69
 - relations, 66
 - of perfect gases, 75, 78
 - measurement of, 90
 - of *Van der Waals* body, 113
 - of saturated vapor, 148–152
 - at constant volume, 182
 - of saturated steam, 214
 - of water, 211
 - of gases, Table III
 - of solids, liquids, and gases, Table IV
- volume of saturated vapor, 149
 - of saturated steam, 212
 - of gases, Table III
 - (see also Density)
- Stability, 58, 59
 - of complex, 141, 172
- Standard conditions, 180
- State, change of, 132, 190
- Steam (see Saturated steam)
- Stirling* cycle, 89, 199
- Sublimation, 172
 - slope of curve of, 176
 - pressure, 222
- Substance, “working,” 30



THIS PAGE IS LOCKED TO FREE MEMBERS

Purchase full membership to immediately unlock this page



HISTORY

Tens of thousands of important historical sources, many previously unobtainable, are now available for the first time with a Forgotten Books Full Membership.

Unlimited Access
\$8.99/month

Continue

*Fair usage policy applies

- Total heat, 147, 158, 211, 215
 thermodynamic potential, 61, 189
- Transformations, general, 24
 of perfect gases, 82
 near triple point, 175
- Triple point, 137, 172–176, 222
- UNAVAILABLE energy, 42, 43
- Unavoidable waste, 43
- Univariant system, 135–138, 148, 161
 region, 148
- Unresisted expansion, 119–124
 equation of, 126
 cooling by, 122–124, 130, 158–160, 209
- VACUUM, expansion into, 97, 121
- Van der Waals*, equation of, 103–110, 201
 bodies, 110–115
 entropy of, 111, 203
 intrinsic energy of, 111, 203
 heat capacity of, 112, 204
 potential of, 112, 204
 specific heats of, 113, 204
 energetics of, 114–115, 207, 208
 isothermal curve of, 202
 constants of, 202, Table VI
 thermoelastic properties of, 205
- Vapor (see Saturated vapor)
- Vaporization, 146 et seq.
 latent heat of, 147, 211, Table IV
 entropy of, 211
 effect of pressure on, 213
- Variability, 133
- Viscous working substance, 56
- Volume, change of, during change of state, 143
 normal specific, 201
 critical, 108, 109, 117, 202
 specific, of saturated vapor, 149
 of saturated steam, 212
 of gases, Table III
- WASTE, incurred, 43

- Water**, change of volume during fusion, 170
triple point of, 175
total heat of, 211
specific volume of, 217
constants of, Tables IV, V, VI
- Work**, general, 22–26, 30–37, 55
of expansion, of perfect gases, 84–90, 197
of *Van der Waals* body, 114–115, 207
of saturated steam, 160–169, 219–222
- YOUNG**, modulus of, Table V
- ZERO**, absolute, 38
determination of, 128



THIS PAGE IS LOCKED TO FREE MEMBERS

Purchase full membership to immediately unlock this page

FORGOTTEN BOOKS

FULL

MEMBERSHIP

797,885 Books!

All you can read

for only

\$8.99/month

Continue

*Fair usage policy applies





THIS PAGE IS LOCKED TO FREE MEMBERS

Purchase full membership to immediately unlock this page



HISTORY

Tens of thousands of important historical sources, many previously unobtainable, are now available for the first time with a Forgotten Books Full Membership.

Unlimited Access
\$8.99/month

Continue

*Fair usage policy applies

Birkmire's Architectural Iron and Steel.....	8vo,	\$3 50
Compound Riveted Girders as Applied in Buildings.....	8vo,	2 00
Planning and Construction of American Theatres.....	8vo,	3 00
Planning and Construction of High Office Buildings.....	8vo,	3 50
Skeleton Construction in Buildings.....	8vo,	3 00
Briggs's Modern American School Buildings.....	8vo,	4 00
Byrne's Inspection of Materials and Workmanship Employed in Construction.....	16mo,	3 00
Carpenter's Heating and Ventilating of Buildings.....	8vo,	4 00
* Corthell's Allowable Pressure on Deep Foundations.....	12mo,	1 25
Eckel's Building Stones and Clays. (In Press.)		
Freitag's Architectural Engineering.....	8vo,	3 50
Fire Prevention and Fire Protection. (In Press.)		
Fireproofing of Steel Buildings.....	8vo,	2 50
Gerhard's Guide to Sanitary Inspections. (Fourth Edition, Entirely Re- vised and Enlarged.).....	12mo,	1 50
* Modern Baths and Bath Houses.....	8vo,	3 00
Sanitation of Public Buildings.....	12mo,	1 50
Theatre Fires and Panics.....	12mo,	1 50
* The Water Supply, Sewerage and Plumbing of Modern City Buildings,	8vo,	4 00
Johnson's Statics by Algebraic and Graphic Methods.....	8vo,	2 00
Kellaway's How to Lay Out Suburban Home Grounds.....	8vo,	2 00
Kidder's Architects' and Builders' Pocket-book.....	16mo, mor.,	5 00
Merrill's Stones for Building and Decoration.....	8vo,	5 00
Monckton's Stair-building.....	4to,	4 00
Patton's Practical Treatise on Foundations.....	8vo,	5 00
Peabody's Naval Architecture.....	8vo,	7 50
Rice's Concrete-block Manufacture.....	8vo,	2 00
Richey's Handbook for Superintendents of Construction	16mo, mor.	4 00
Building Foreman's Pocket Book and Ready Reference. .	16mo, mor.	5 00
* Building Mechanics' Ready Reference Series:		
* Carpenters' and Woodworkers' Edition.....	16mo, mor.	1 50
* Cement Workers' and Plasterers' Edition.....	16mo, mor.	1 50
* Plumbers', Steam-Fitters', and Tinnerns' Edition... ..	16mo, mor.	1 50
* Stone- and Brick-masons' Edition.....	16mo, mor.	1 50
Sabin's House Painting.....	12mo,	1 00
Siebert and Biggin's Modern Stone-cutting and Masonry.....	8vo,	1 50
Snow's Principal Species of Wood.....	8vo,	3 50
Wait's Engineering and Architectural Jurisprudence.....	8vo,	6 00
	Sheep,	6 50
Law of Contracts.....	8vo,	3 00
Law of Operations Preliminary to Construction in Engineering and Architecture.....	8vo,	5 00
	Sheep,	5 50
Wilson's Air Conditioning.....	12mo,	1 50
Worcester and Atkinson's Small Hospitals, Establishment and Maintenance, Suggestions for Hospital Architecture, with Plans for a Small Hospital.....	12mo,	1 25

ARMY AND NAVY.

Bernadow's Smokeless Powder, Nitro-cellulose, and the Theory of the Cellu- lose Molecule.....	12mo,	2 50
Chase's Art of Pattern Making.....	12mo,	2 50
Screw Propellers and Marine Propulsion.....	8vo,	3 00
* Cloke's Enlisted Specialists' Examiner.....	8vo,	2 00
* Gunner's Examiner.....	8vo,	1 50
Craig's Azimuth.....	4to,	3 50
Crehore and Squier's Polarizing Photo-chronograph.....	8vo,	3 00
* Davis's Elements of Law.....	8vo,	2 50
* Treatise on the Military Law of United States.....	8vo,	7 00
* Dudley's Military Law and the Procedure of Courts-martial... ..	Large 12mo,	2 50
Durand's Resistance and Propulsion of Ships.....	8vo,	5 00

* Dyer's Handbook of Light Artillery.....	12mo,	\$3 00
Eissler's Modern High Explosives.....	8vo	4 00
* Fiebeger's Text-book on Field Fortification.....	Large 12mo,	2 00
Hamilton and Bond's The Gunner's Catechism.....	18mo,	1 00
* Hoff's Elementary Naval Tactics.....	8vo,	1 50
Ingalls's Handbook of Problems in Direct Fire.....	8vo,	4 00
Interior Ballistics. (In Press.)		
* Lissak's Ordnance and Gunnery.....	8vo,	6 00
* Ludlow's Logarithmic and Trigonometric Tables.....	8vo,	1 00
* Lyons's Treatise on Electromagnetic Phenomena. Vols. I. and II..	8vo, each,	6 00
* Mahan's Permanent Fortifications. (Mercur.).....	8vo, half mor.	7 50
Manual for Courts-martial.....	16mo, mor.	1 50
* Mercur's Attack of Fortified Places.....	12mo,	2 00
* Elements of the Art of War.....	8vo,	4 00
Nixon's Adjutants' Manual.....	24mo,	1 00
Peabody's Naval Architecture.....	8vo,	7 50
* Phelps's Practical Marine Surveying.....	8vo,	2 50
Putnam's Nautical Charts.....	8vo,	2 00
Rust's Ex-meridian Altitude, Azimuth and Star-Finding Tables.....	8vo,	5 00
* Selkirk's Catechism of Manual of Guard Duty.....	24mo,	50
Sharpe's Art of Subsisting Armies in War.....	18mo, mor.	1 50
* Taylor's Speed and Power of Ships. 2 vols. Text 8vo, plates oblong 4to,		7 50
* Tupes and Poole's Manual of Bayonet Exercises and Musketry Fencing.		
	24mo, leather,	50
* Weaver's Military Explosives.....	8vo,	3 00
* Woodhull's Military Hygiene for Officers of the Line.....	Large 12mo,	1 50

ASSAYING.

Betts's Lead Refining by Electrolysis.....	8vo,	4 00
*Butler's Handbook of Blowpipe Analysis.....	16mo,	75
Fletcher's Practical Instructions in Quantitative Assaying with the Blowpipe.		
	16mo, mor.	1 50
Furman and Pardoe's Manual of Practical Assaying.....	8vo,	3 00
Lodge's Notes on Assaying and Metallurgical Laboratory Experiments..	8vo,	3 00
Low's Technical Methods of Ore Analysis.....	8vo,	3 00
Miller's Cyanide Process.....	12mo,	1 00
Manual of Assaying.....	12mo,	1 00
Minet's Production of Aluminum and its Industrial Use. (Waldo.)...	12mo,	2 50
Ricketts and Miller's Notes on Assaying.....	8vc,	3 00
Robine and Lenglen's Cyanide Industry. (Le Clerc.).....	8vc,	4 00
* Seamon's Manual for Assayers and Chemists.....	Large 12mo,	2 50
Ulke's Modern Electrolytic Copper Refining.....	8vo,	3 00
Wilson's Chlorination Process.....	12mo,	1 50
Cyanide Processes.....	12mo,	1 50

ASTRONOMY.

Comstock's Field Astronomy for Engineers.....	8vo,	2 50
Craig's Azimuth.....	4to,	3 50
Crandall's Text-book on Geodesy and Least Squares.....	8vo,	3 00
Doolittle's Treatise on Practical Astronomy.....	8vo,	4 00
Hayford's Text-book of Geodetic Astronomy.....	8vo,	3 00
Hosmer's Azimuth.....	16mo, mor.	1 00
* Text-book on Practical Astronomy.....	8vo,	2 00
Merriman's Elements of Precise Surveying and Geodesy.....	8vo,	2 50
* Michie and Harlow's Practical Astronomy.....	8vo,	3 00
Rust's Ex-meridian Altitude, Azimuth and Star-Finding Tables.....	8vo,	5 00
* White's Elements of Theoretical and Descriptive Astronomy.....	12mo,	2 00

CHEMISTRY.

* Abderhalden's Physiological Chemistry in Thirty Lectures. (Hall and Defren.).....	8vo,	5 00
* Abegg's Theory of Electrolytic Dissociation. (von Ende.).....	12mo,	1 25
Alexeyeff's General Principles of Organic Syntheses. (Matthews.).....	8vo,	3 00

Allen's Tables for Iron Analysis.....	8vo,	\$3 00
Armsby's Principles of Animal Nutrition.....	8vo,	4 00
Arnold's Compendium of Chemistry. (Mandel.).....	Large 12mo,	3 50
Association of State and National Food and Dairy Departments, Hartford Meeting, 1906.....	8vo,	3 00
Jamestown Meeting, 1907.....	8vo,	3 00
Austen's Notes for Chemical Students.....	12mo,	1 50
Baskerville's Chemical Elements. (In Preparation.)		
Bernadou's Smokeless Powder.—Nitro-cellulose, and Theory of the Cellulose Molecule.....	12mo,	2 50
* Biltz's Introduction to Inorganic Chemistry. (Hall and Phelan.) . .	12mo,	1 25
Laboratory Methods of Inorganic Chemistry. (Hall and Blanchard.)	8vo,	3
* Bingham and White's Laboratory Manual of Inorganic Chemistry..	12mo,	1 00
* Blanchard's Synthetic Inorganic Chemistry.....	12mo,	1 00
Bottler's Varnish Making. (Sabin.) (In Press.)		
* Browning's Introduction to the Rarer Elements.....	8vo,	1
* Butler's Handbook of Blowpipe Analysis.....	16mo,	
* Claassen's Beet-sugar Manufacture. (Hall and Rolfe.).....	8vo,	3
Classen's Quantitative Chemical Analysis by Electrolysis. (Boltwood.)	8vo,	3
Cohn's Indicators and Test-papers.....	12mo,	2 50
Tests and Reagents..	8vo,	3 00
Cohnheim's Functions of Enzymes and Ferments. (In Press.)		
* Danneel's Electrochemistry. (Merriam.).....	12mo,	1
Dannerth's Methods of Textile Chemistry.....	12mo,	
Duhem's Thermodynamics and Chemistry. (Burgess.).....	8vo,	
Effront's Enzymes and their Applications. (Prescott.).....	8vo,	
Eissler's Modern High Explosives.....	8vo,	
* Fischer's Oedema.....	8vo,	25
* Physiology of Alimentation.	Large 12mo,	00
Fletcher's Practical Instructions in Quantitative Assaying with the Blowpipe.	16mo, mor.	1
Fowler's Sewage Works Analyses.....	12mo,	2
Fresenius's Manual of Qualitative Chemical Analysis. (Wells.).....	8vo,	5
Manual of Qualitative Chemical Analysis, Part I. Descriptive. (Wells.)	8vo,	3 50
Quantitative Chemical Analysis. (Cohn.) 2 vols.....	8vc,	12 60
When Sold Separately, Vol. I, \$6. Vol. II, \$8.		
Fuertes's Water and Public Health.....	12mo,	1 50
Furman and Pardoe's Manual of Practical Assaying.....	8vo,	3 00
* Getman's Exercises in Physical Chemistry.....	12mo,	2 00
Gill's Gas and Fuel Analysis for Engineers.....	12mo,	1 25
* Gooch and Browning's Outlines of Qualitative Chemical Analysis.	Large 12mo,	1 25
Grotenfelt's Principles of Modern Dairy Practice. (Woll.).....	12mo,	2 00
Groth's Introduction to Chemical Crystallography (Marshall).	12mo,	1 25
* Hammarsten's Text-book of Physiological Chemistry. (Mandel.)....	8vo,	4 00
Hanausek's Microscopy of Technical Products. (Winton.).....	8vo,	5 00
* Haskins and Macleod's Organic Chemistry.....	12mo,	2 00
* Herrick's Denatured or Industrial Alcohol.....	8vo,	4 00
Hinds's Inorganic Chemistry.....	8vo,	3 00
* Laboratory Manual for Students..	12mo,	1 00
* Holleman's Laboratory Manual of Organic Chemistry for Beginners.		
(Walker.).....	12mo,	1 00
Text-book of Inorganic Chemistry. (Cooper.).....	8vo,	2 50
Text-book of Organic Chemistry. (Walker and Mott.).....	8vo,	2 50
Holley's Analysis of Paint and Varnish Products. (In Press.)		
* Lead and Zinc Pigments.....	Large 12mo,	3 00
Hopkins's Oil-chemists' Handbook.....	8vo	3 00
Jackson's Directions for Laboratory Work in Physiological Chemistry..	8vo,	1 25
Johnson's Rapid Methods for the Chemical Analysis of Special Steels, Steel-making Alloys and Graphite.....	Large 12mo,	3 00
Landauer's Spectrum Analysis. (Tingle.).....	8vo,	3 00
Lassar-Cohn's Application of Some General Reactions to Investigations in Organic Chemistry. (Tingle.).....	12mo,	1 00
Leach's Inspection and Analysis of Food with Special Reference to State Control.....	8vo,	7 50
Löb's Electrochemistry of Organic Compounds. (Lorenz.).....	8vo,	3 00



THIS PAGE IS LOCKED TO FREE MEMBERS

Purchase full membership to immediately unlock this page

FORGOTTEN BOOKS

FULL

MEMBERSHIP

797,885 Books!

All you can read

for only

\$8.99/month

Continue

*Fair usage policy applies



* Tillman's Elementary Lessons in Heat	8vo,	\$1 50
Treadwell's Qualitative Analysis. (Hall.).....	8vo,	3 00
Quantitative Analysis. (Hall.).....	8vo,	4 00
Turneure and Russell's Public Water-supplies.....	8vo,	5 00
Van Deventer's Physical Chemistry for Beginners. (Boltwood.).....	12mo,	1 50
Venable's Methods and Devices for Bacterial Treatment of Sewage.....	8vo,	3 00
Ward and Whipple's Freshwater Biology. (In Press.)		
Ware's Beet-sugar Manufacture and Refining. Vol. I.....	8vo,	4 00
" " " " " Vol. II.....	8vo,	5 00
Washington's Manual of the Chemical Analysis of Rocks.....	8vo,	2 00
* Weaver's Military Explosives.....	8vo,	3 00
Wells's Laboratory Guide in Qualitative Chemical Analysis.....	8vo,	1 50
Short Course in Inorganic Qualitative Chemical Analysis for Engineering Students.....	12mo,	1 50
Text-book of Chemical Arithmetic.....	12mo,	1 25
Whipple's Microscopy of Drinking-water.....	8vo,	3 50
Wilson's Chlorination Process.....	12mo,	1 50
Cyanide Processes.....	12mo,	1 50
Winton's Microscopy of Vegetable Foods.....	8vo,	7 50
Zsigmondy's Colloids and the Ultramicroscope. (Alexander)..	Large 12mo,	3 00

CIVIL ENGINEERING.

BRIDGES AND ROOFS. HYDRAULICS. MATERIALS OF ENGINEERING. RAILWAY ENGINEERING.

* American Civil Engineers' Pocket Book. (Mansfield Merriman, Editor-in-chief.).....	16mo, mor.	5 00
Baker's Engineers' Surveying Instruments.....	12mo,	3 00
Bixby's Graphical Computing Table.....	Paper 19½ × 24½ inches.	25
Breed and Hosmer's Principles and Practice of Surveying. Vol. I. Elementary Surveying.....	8vo,	3 00
Vol. II. Higher Surveying.....	8vo,	2 50
* Burr's Ancient and Modern Engineering and the Isthmian Canal.....	8vo,	3 50
Comstock's Field Astronomy for Engineers.....	8vo,	2 50
* Corthell's Allowable Pressure on Deep Foundations	12mo,	1 25
Crandall's Text-book on Geodesy and Least Squares.....	8vo,	3 00
Davis's Elevation and Stadia Tables.....	8vo,	1 00
Elliott's Engineering for Land Drainage.....	12mo,	1 50
* Fieberger's Treatise on Civil Engineering.....	8vo,	5 00
Flemer's Phototopographic Methods and Instruments.....	8vo,	5 00
Folwell's Sewerage. (Designing and Maintenance.).....	8vo,	3 00
Freitag's Architectural Engineering.....	8vo,	3 50
French and Ives's Stereotomy.....	8vo,	2 50
Gilbert, Wightman, and Saunders's Subways and Tunnels of New York. (In Press.)		
* Hauch and Rice's Tables of Quantities for Preliminary Estimates... 12mo,		1 25
Hayford's Text-book of Geodetic Astronomy.....	8vo,	3 00
Hering's Ready Reference Tables (Conversion Factors.).....	16mo, mor.	2 50
Hosmer's Azimuth.....	16mo, mor.	1 00
* Text-book on Practical Astronomy.....	8vo,	2 00
Howe's Retaining Walls for Earth.....	12mo,	1 25
* Ives's Adjustments of the Engineer's Transit and Level.....	16mo, bds.	25
Ives and Hilts's Problems in Surveying, Railroad Surveying and Geodesy.....	16mo, mor.	1 50
* Johnson (J.B.) and Smith's Theory and Practice of Surveying. Large 12mo,		3 50
Johnson's (L. J.) Statics by Algebraic and Graphic Methods.....	8vo,	2 00
* Kinnicutt, Winslow and Pratt's Sewage Disposal.....	8vo,	3 00
* Mahan's Descriptive Geometry.....	8vo,	1 50
Merriman's Elements of Precise Surveying and Geodesy.....	8vo,	2 50
Merriman and Brooks's Handbook for Surveyors.....	16mo, mor.	2 00
Nugent's Plane Surveying.....	8vo,	3 50
Ogden's Sewer Construction.....	8vo,	3 00
Sewer Design.....	12mo,	2 00
Parsons's Disposal of Municipal Refuse.....	8vo,	2 00
Patton's Treatise on Civil Engineering.....	8vo, half leather,	7 50

Reed's Topographical Drawing and Sketching.....	4to,	\$5 00
Riemer's Shaft-sinking under Difficult Conditions. (Corning and Peele.).....	8vo.	3 00
Siebert and Biggin's Modern Stone-cutting and Masonry.....	8vo,	1 50
Smith's Manual of Topographical Drawing. (McMillan.).....	8vo,	2 50
Soper's Air and Ventilation of Subways.....	12mo,	2 50
* Tracy's Exercises in Surveying.....	12mo, mor.	1 00
Tracy's Plane Surveying.....	16mo, mor.	3 00
Venable's Garbage Crematories in America.....	8vo,	2 00
Methods and Devices for Bacterial Treatment of Sewage.....	8vo,	3 00
Wait's Engineering and Architectural Jurisprudence.....	8vo,	6 00
	Sheep,	6 50
Law of Contracts.....	8vo,	3 00
Law of Operations Preliminary to Construction in Engineering and Architecture.	8vo,	5 00
	Sheep,	5 50
Warren's Stereotomy—Problems in Stone-cutting.....	8vo,	2 50
* Waterbury's Vest-Pocket Hand-book of Mathematics for Engineers. 2 $\frac{1}{4}$ X 5 $\frac{1}{2}$ inches, mor.		1 00
* Enlarged Edition, Including Tables	n.or.	1 50
Webb's Problems in the Use and Adjustment of Engineering Instruments. 16mo, mor.		1 25
Wilson's Topographic Surveying.....	8vo,	3 50

BRIDGES AND ROOFS.

Boller's Practical Treatise on the Construction of Iron Highway Bridges..	8vo,	2 00
* Thames River Bridge.....	Oblong paper,	5 00
Burr and Falk's Design and Construction of Metallic Bridges.....	8vo,	5 00
Influence Lines for Bridge and Roof Computations.....	8vo,	3 00
Du Bois's Mechanics of Engineering. Vol. II.....	Sma 4to ,	10 00
Foster's Treatise on Wooden Trestle Bridges.....	4to,	5 00
Fowler's Ordinary Foundations.....	8vo,	3 50
Greene's Arches in Wood, Iron, and Stone.....	8vo,	2 50
Bridge Trusses.....	8vo,	2 50
Roof Trusses.....	8vo,	1 25
Grimm's Secondary Stresses in Bridge Trusses.....	8vo,	2 50
Heller's Stresses in Structures and the Accompanying Deformations....	8vo,	3 00
Howe's Design of Simple Roof-trusses in Wood and Steel.....	8vo.	2 00
Symmetrical Masonry Arches.....	8vo,	2 50
Treatise on Arches.....	8vo,	4 00
* Hudson's Deflections and Statically Indeterminate Stresses	Small 4to,	3 50
* Plate Girder Design.....	8vo,	1 50
* Jacoby's Structural Details, or Elements of Design in Heavy Framing,	8vo,	2 25
Johnson, Bryan and Turneure's Theory and Practice in the Designing of Modern Framed Structures.....	Small 4to,	10 00
* Johnson, Bryan and Turneure's Theory and Practice in the Designing of Modern Framed Structures. New Edition. Part I.	8vo,	3 00
* Part II. New Edition.....	8vo,	4 00
Merriman and Jacoby's Text-book on Roofs and Bridges:		
Part I. Stresses in Simple Trusses.....	8vo,	2 50
Part II. Graphic Statics.....	8vo,	2 50
Part III. Bridge Design.....	8vo,	2 50
Part IV. Higher Structures.....	8vo,	2 50
Sondericker's Graphic Statics, with Applications to Trusses, Beams, and Arches.....	8vo,	2 00
Waddell's De Pontibus, Pocket-book for Bridge Engineers.....	16mo, mor.	2 00
* Specifications for Steel Bridges.....	12mo,	50
Waddell and Harrington's Bridge Engineering. (In Preparation.)		

HYDRAULICS.

Barnes's Ice Formation.....	8vo,	3 00
-----------------------------	------	------

Church's Diagrams of Mean Velocity of Water in Open Channels.		
	Oblong 4to, paper,	\$1 50
Hydraulic Motors	8vo,	2 00
Mechanics of Fluids (Being Part IV of Mechanics of Engineering) ..	8vo,	3 00
Coffin's Graphical Solution of Hydraulic Problems.....	16mo, mor.	2 50
Flather's Dynamometers, and the Measurement of Power.....	12mo,	3 00
Folwell's Water-supply Engineering.....	8vo,	4 00
Frizell's Water-power.....	8vo,	5 00
Fuertes's Water and Public Health.....	12mo,	1 50
Water-filtration Works.....	12mo,	2 50
Ganguillet and Kutter's General Formula for the Uniform Flow of Water in Rivers and Other Channels.' (Hering and Trautwine.).....	8vo,	4 00
Hazen's Clean Water and How to Get It.....	Large 12mo,	1 50
Filtration of Public Water-supplies.....	8vo,	3 00
Hazelhurst's Towers and Tanks for Water-works.....	8vo,	2 50
Herschel's 115 Experiments on the Carrying Capacity of Large, Riveted, Metal Conduits.....	8vo,	2 00
Hoyt and Grover's River Discharge.....	8vo,	2 00
Hubbard and Kiersted's Water-works Management and Maintenance.	8vo,	4 00
* Lyndon's Development and Electrical Distribution of Water Power.	8vo,	3 00
Mason's Water-supply. (Considered Principally from a Sanitary Stand- point.).....	8vo,	4 00
Merriman's Treatise on Hydraulics.....	8vo,	5 00
* Molitor's Hydraulics of Rivers, Weirs and Sluices.....	8vo,	2 00
* Morrison and Brodie's High Masonry Dam Design.....	8vo,	1 50
* Richards's Laboratory Notes on Industrial Water Analysis.....	8vo,	50
Schuyler's Reservoirs for Irrigation, Water-power, and Domestic Water- supply. Second Edition, Revised and Enlarged.....	Large 8vo,	6 00
* Thomas and Watt's Improvement of Rivers.....	4to,	6 00
Turneure and Russell's Public Water-supplies.....	8vo,	5 00
* Wegmann's Design and Construction of Dams. 6th Ed., enlarged....	4to,	6 00
Water-Supply of the City of New York from 1658 to 1895.....	4to,	10 00
Whipple's Value of Pure Water.....	Large 12mo,	1 00
Williams and Hazen's Hydraulic Tables.....	8vo,	1 50
Wilson's Irrigation Engineering.....	8vo,	4 00
Wood's Turbines.....	8vo,	2 50

MATERIALS OF ENGINEERING.

Baker's Roads and Pavements.....	8vo,	5 00
Treatise on Masonry Construction.....	8vo,	5 00
Black's United States Public Works.....	Oblong 4to,	5 00
Blanchard and Drowne's Highway Engineering. (In Press.)		
Bleininger's Manufacture of Hydraulic Cement. (In Preparation.)		
Bottler's Varnish Making. (Sabin.) (In Press.)		
Burr's Elasticity and Resistance of the Materials of Engineering.....	8vo,	7 50
Byrne's Highway Construction.....	8vo,	5 00
Inspection of the Materials and Workmanship Employed in Construction.	16mo,	3 00
Church's Mechanics of Engineering.....	8vo,	6 00
Mechanics of Solids (Being Parts I, II, III of Mechanics of Engineer- ing.....	8vo,	4 50
Du Bois's Mechanics of Engineering.		
Vol. I. Kinematics, Statics, Kinetics.....	Small 4to,	7 50
Vol. II. The Stresses in Framed Structures, Strength of Materials and Theory of Flexures.....	Small 4to,	10 00
Eckel's Building Stones and Clays. (In Press.)		
* Cements, Limes, and Plasters.....	8vo,	6 00
Fowler's Ordinary Foundations.....	8vo,	3 50
* Greene's Structural Mechanics.....	8vo,	2 50
Holley's Analysis of Paint and Varnish Products. (In Press.)		
* Lead and Zinc Pigments.....	Large 12mo,	3 00
* Hubbard's Dust Preventives and Road Binders.....	8vo,	3 00



THIS PAGE IS LOCKED TO FREE MEMBERS

Purchase full membership to immediately unlock this page



HISTORY

Tens of thousands of important historical sources, many previously unobtainable, are now available for the first time with a Forgotten Books Full Membership.

Unlimited Access
\$8.99/month

Continue

*Fair usage policy applies

Nagle's Field Manual for Railroad Engineers.....	16mo, mor.	\$3 00
* Orrock's Railroad Structures and Estimates.....	8vo,	3 00
Philbrick's Field Manual for Engineers.....	16mo, mor.	3 00
Raymond's Railroad Field Geometry.....	16mo, mor.	2 00
Elements of Railroad Engineering.....	8vo,	3 50
Railroad Engineer's Field Book. (In Preparation.)		
Roberts' Track Formulæ and Tables.....	16mo, mor.	3 00
Searles's Field Engineering.....	16mo, mor.	3
Railroad Spiral.....	16mo, mor.	1
Taylor's Prismoidal Formulæ and Earthwork.....	8vo,	1
Webb's Economics of Railroad Construction.....	Large 12mo,	2
Railroad Construction.....	16mo, mor.	5
Wellington's Economic Theory of the Location of Railways.....	Large 12mo,	5 00
Wilson's Elements of Railroad-Track and Construction.....	12mo,	2 60

DRAWING

Barr and Wood's Kinematics of Machinery.....	8vo,	2 50
* Bartlett's Mechanical Drawing.....	8vo,	2 00
* " " " Abridged Ed.....	8vo,	1 50
* Bartlett and Johnson's Engineering Descriptive Geometry.....	8vo,	1 50
Blessing and Darling's Descriptive Geometry. (In Press.)		
Elements of Drawing. (In Press.)		
Coolidge's Manual of Drawing.....	8vo, paper,	1 00
Coolidge and Freeman's Elements of General Drafting for Mechanical Engineers.....	Oblong 4to,	2 50
Durley's Kinematics of Machines.....	8vo,	4 00
Emch's Introduction to Projective Geometry and its Application.....	8vo,	2 50
Hill's Text-book on Shades and Shadows, and Perspective.....	8vo,	2 00
Jamison's Advanced Mechanical Drawing.....	8vo,	2 00
Elements of Mechanical Drawing.....	8vo,	2 50
Jones's Machine Design:		
Part I. Kinematics of Machinery.....	8vo,	1 50
Part II. Form, Strength, and Proportions of Parts.....	8vo,	3 00
* Kimball and Barr's Machine Design.....	8vo,	3 00
MacCord's Elements of Descriptive Geometry.....	8vo,	3 00
Kinematics; or, Practical Mechanism.....	8vo,	5 00
Mechanical Drawing.....	4to,	4 00
Velocity Diagrams.....	8vo,	1 50
McLeod's Descriptive Geometry.....	Large 12mo,	1 50
* Mahan's Descriptive Geometry and Stone-cutting.....	8vo,	1 50
Industrial Drawing. (Thompson.).....	8vo,	3 50
Moyer's Descriptive Geometry.....	8vo,	2 00
Reed's Topographical Drawing and Sketching.....	4to,	5 00
* Reid's Mechanical Drawing. (Elementary and Advanced.).....	8vo,	2 00
Text-book of Mechanical Drawing and Elementary Machine Design..	8vo,	3 00
Robinson's Principles of Mechanism.....	8vo,	3 00
Schwamb and Merrill's Elements of Mechanism.....	8vo,	3 00
Smith (A. W.) and Marx's Machine Design.....	8vo,	3 00
Smith's (R. S.) Manual of Topographical Drawing. (McMillan.).....	8vo,	2 50
* Titsworth's Elements of Mechanical Drawing.....	Oblong 8vo,	1 25
Tracy and North's Descriptive Geometry. (In Press.)		
Warren's Elements of Descriptive Geometry, Shadows, and Perspective..	8vo,	3 50
Elements of Machine Construction and Drawing.....	8vo,	7 50
Elements of Plane and Solid Free-hand Geometrical Drawing....	12mo,	1 00
General Problems of Shades and Shadows.....	8vo,	3 00
Manual of Elementary Problems in the Linear Perspective of Forms and Shadow.....	12mo,	1 00
Manual of Elementary Projection Drawing.....	12mo,	1 50
Plane Problems in Elementary Geometry.....	12mo,	1 25
Weisbach's Kinematics and Power of Transmission. (Hermann and Klein.).....	8vo,	5 00
Wilson's (H. M.) Topographic Surveying.....	8vo,	3 50
* Wilson's (V. T.) Descriptive Geometry.....	8vo,	1 50
Free-hand Lettering.....	8vo,	1 00
Free-hand Perspective.....	8vo,	2 50
Woolf's Elementary Course in Descriptive Geometry.....	Large 8vo,	3 00

ELECTRICITY AND PHYSICS.

* Abegg's Theory of Electrolytic Dissociation. (von Ende.).....	12mo,	\$1 25
Andrews's Hand-book for Street Railway Engineers.....	3 X 5 inches mor.	1 25
Anthony and Ball's Lecture-notes on the Theory of Electrical Measurements.....	12mo,	1 00
Anthony and Brackett's Text-book of Physics. (Magie.)....	Large 12mo,	3 00
Benjamin's History of Electricity.....	8vo,	3 00
Betts's Lead Refining and Electrolysis.....	8vo,	4 00
Burgess and Le Chatelier's Measurement of High Temperatures. Third Edition. (In Press.)		
Classen's Quantitative Chemical Analysis by Electrolysis. (Boltwood.)	8vo,	3 00
* Collins's Manual of Wireless Telegraphy and Telephony.....	12mo,	1 50
Crehore and Squier's Polarizing Photo-chronograph.....	8vo,	3 00
* Danneel's Electrochemistry. (Merriam.).....	12mo,	1 25
Dawson's "Engineering" and Electric Traction Pocket-book....	16mo, mor.	5 00
Dolezalek's Theory of the Lead Accumulator (Storage Battery). (von Ende.)	12mo,	2 50
Duhem's Thermodynamics and Chemistry. (Burgess.).....	8vo,	4 00
Flather's Dynamometers, and the Measurement of Power.....	12mo,	3 00
* Getman's Introduction to Physical Science.	12mo,	1 50
Gilbert's De Magnete. (Mottelay).....	8vo,	2 50
* Hanchett's Alternating Currents.....	12mo,	1 00
Hering's Ready Reference Tables (Conversion Factors).....	16mo, mor.	2 50
* Hobart and Ellis's High-speed Dynamo Electric Machinery.....	8vo,	6 00
Holman's Precision of Measurements.....	8vo,	2 00
Telescope-Mirror-scale Method, Adjustments, and Tests....	Large 8vo,	75
* Hutchinson's High-Efficiency Electrical Illuminants and Illumination.	Large 12mo,	2 50
Jones's Electric Ignition. (In Press.)		
Karapetoff's Experimental Electrical Engineering:		
* Vol. I.....	8vo,	3 50
* Vol. II.....	8vo,	2 50
Kinzbrunner's Testing of Continuous-current Machines.....	8vo,	2 00
Landauer's Spectrum Analysis. (Tingle.).....	8vo,	3 00
Löb's Electrochemistry of Organic Compounds. (Lorenz.).....	8vo,	3 00
* Lyndon's Development and Electrical Distribution of Water Power..	8vo,	3 00
* Lyons's Treatise on Electromagnetic Phenomena. Vols. I. and II.	8vo, each,	6 00
* Michie's Elements of Wave Motion Relating to Sound and Light....	8vo,	4 00
* Morgan's Physical Chemistry for Electrical Engineers.....	12mo,	1 50
* Norris's Introduction to the Study of Electrical Engineering.....	8vo,	2 50
Norris and Dennison's Course of Problems on the Electrical Characteristics of Circuits and Machines. (In Press.)		
* Parshall and Hobart's Electric Machine Design.....	4to, half mor,	12 50
Reagan's Locomotives: Simple, Compound, and Electric. New Edition.	Large 12mo,	3 50
* Rosenberg's Electrical Engineering. (Haldane Gee—Kinzbrunner.)..	8vo,	2 00
Ryan, Norris, and Hoxie's Electrical Machinery. Vol. I.....	8vo,	2 50
Schapper's Laboratory Guide for Students in Physical Chemistry....	12mo,	1 00
* Tillman's Elementary Lessons in Heat.....	8vo,	1 50
* Timbie's Elements of Electricity.....	Large 12mo,	2 00
Tory and Pitcher's Manual of Laboratory Physics.....	Large 12mo,	2 00
Ulke's Modern Electrolytic Copper Refining.....	8vo,	3 00
* Waters's Commercial Dynamo Design.....	8vo,	2 00

LAW.

* Brennan's Hand-book of Useful Legal Information for Business Men.	16mo, mor.	5 00
* Davis's Elements of Law.....	8vo,	2 50
* Treatise on the Military Law of United States.....	8vo,	7 00
* Dudley's Military Law and the Procedure of Courts-martial..	Large 12mo,	2 50
Manual for Courts-martial.....	16mo, mor.	1 50
Wait's Engineering and Architectural Jurisprudence.....	8vo,	6 00
	Sheep,	6 50
Wait's Law of Contracts.....	8vo,	3 00

Wait's Law of Operations Preliminary to Construction in Engineering and Architecture.....	8vo,	\$5 00
	Sheep,	5 50

MATHEMATICS.

Baker's Elliptic Functions.....	8vo,	1 50
Briggs's Elements of Plane Analytic Geometry. (Böcher.)	12mo,	1 00
* Buchanan's Plane and Spherical Trigonometry.....	8vo,	1 00
Byerly's Harmonic Functions.....	8vo,	1 00
Chandler's Elements of the Infinitesimal Calculus.....	12mo,	2 00
* Coffin's Vector Analysis.	12mo,	2 50
Compton's Manual of Logarithmic Computations.....	12mo,	1 50
* Dickson's College Algebra.....	Large 12mo,	1 50
* Introduction to the Theory of Algebraic Equations.....	Large 12mo,	1 25
Emch's Introduction to Projective Geometry and its Application.....	8vo,	2 50
Fiske's Functions of a Complex Variable.....	8vo,	1 00
Halsted's Elementary Synthetic Geometry.....	8vo,	1 50
Elements of Geometry.....	8vo,	1 75
* Rational Geometry.....	12mo,	1 50
Synthetic Projective Geometry.....	8vo,	1 00
* Hancock's Lectures on the Theory of Elliptic Functions.....	8vo,	5 00
Hyde's Grassmann's Space Analysis.....	8vo,	1 00
* Johnson's (J. B.) Three-place Logarithmic Tables: Vest-pocket size, paper,		15
* 100 copies,		5 00
* Mounted on heavy cardboard, 8×10 inches,		25
* 10 copies,		2 00
Johnson's (W. W.) Abridged Editions of Differential and Integral Calculus.		
Large 12mo, 1 vol.		2 50
Curve Tracing in Cartesian Co-ordinates.....	12mo,	1 00
Differential Equations.....	8vo,	1 00
Elementary Treatise on Differential Calculus.....	Large 12mo,	1 50
Elementary Treatise on the Integral Calculus.....	Large 12mo,	1 50
* Theoretical Mechanics.....	12mo,	3 00
Theory of Errors and the Method of Least Squares.....	12mo,	1 50
Treatise on Differential Calculus.....	Large 12mo,	3 00
Treatise on the Integral Calculus.....	Large 12mo,	3 00
Treatise on Ordinary and Partial Differential Equations... Large 12mo,		3 50
* Karapetoff's Engineering Applications of Higher Mathematics. Large 12mo,		0 75
Koch's Practical Mathematics. (In Press.)		
Laplace's Philosophical Essay on Probabilities. (Truscott and Emory.) . 12mo,		2 00
* Le Messurier's Key to Professor W. W. Johnson's Differential Equations.		
Small 8vo,		1 75
* Ludlow's Logarithmic and Trigonometric Tables.....	8vo,	1 00
* Ludlow and Bass's Elements of Trigonometry and Logarithmic and Other		
Tables.....	8vo,	3 00
* Trigonometry and Tables published separately.	Each,	2 00
Macfarlane's Vector Analysis and Quaternions.....	8vo,	1 00
McMahon's Hyperbolic Functions.....	8vo,	1 00
Manning's Irrational Numbers and their Representation by Sequences and		
Series.....	12mo,	1 25
Mathematical Monographs. Edited by Mansfield Merriman and Robert		
S. Woodward.....	Octavo, each	1 00
No. 1. History of Modern Mathematics, by David Eugene Smith.		
No. 2. Synthetic Projective Geometry, by George Bruce Halsted.		
No. 3. Determinants, by Laenas Gifford Weld. No. 4. Hyper-		
bolic Functions, by James McMahon. No. 5. Harmonic Func-		
tions, by William E. Byerly. No. 6. Grassmann's Space Analysis,		
by Edward W. Hyde. No. 7. Probability and Theory of Errors,		
by Robert S. Woodward. No. 8. Vector Analysis and Quaternions,		
by Alexander Macfarlane. No. 9. Differential Equations, by		
William Woolsey Johnson. No. 10. The Solution of Equations,		
by Mansfield Merriman. No. 11. Functions of a Complex Variable,		
by Thomas S. Fiske.		
Maurer's Technical Mechanics.....	8vo,	4 00
Merriman's Method of Least Squares.....	8vo,	2 00
Solution of Equations.....	8vo,	1 00



THIS PAGE IS LOCKED TO FREE MEMBERS

Purchase full membership to immediately unlock this page

FORGOTTEN BOOKS

FULL

MEMBERSHIP

797,885 Books!

All you can read

for only

\$8.99/month

Continue

*Fair usage policy applies



MacFarland's Standard Reduction Factors for Gases.	8vo,	\$1 50
Mahan's Industrial Drawing. (Thompson.)	8vo,	3 50
Mehrtens's Gas Engine Theory and Design.	Large 12mo,	2 50
Miller, Berry, and Riley's Problems in Thermodynamics and Heat Engineer- ing.	8vo, paper,	0 75
Oberg's Handbook of Small Tools.	Large 12mo,	2 50
* Parshall and Hobart's Electric Machine Design. Small 4to, half leather,		12 50
* Peele's Compressed Air Plant. Second Edition, Revised and Enlarged.	8vo,	3 50
Perkins's General Thermodynamics. (In Press.)		
Poole's Calorific Power of Fues.	8vo,	3 00
* Porter's Engineering Reminiscences, 1855 to 1882.	8vo,	3 00
Randall's Treatise on Heat. (In Press.)		
* Reid's Mechanical Drawing. (Elementary and Advanced)	8vo,	2 00
Text-book of Mechanical Drawing and Elementary Machine Design.	8vo,	3 00
Richards's Compressed Air.	12mo,	1 50
Robinson's Principles of Mechanism.	8vo,	3 00
Schwamb and Merrill's Elements of Mechanism.	8vo,	3 00
Smith (A. W.) and Marx's Machine Design.	8vo,	3 00
Smith's (O.) Press-working of Metals.	8vo,	3 00
Sorel's Carbureting and Combustion in Alcohol Engines. (Woodward and Preston.)	Large 12mo,	3 00
Stone's Practical Testing of Gas and Gas Meters.	8vo,	3 50
Thurston's Animal as a Machine and Prime Motor, and the Laws of Energetics. 12mo,		1 00
Treatise on Friction and Lost Work in Machinery and Mill Work.	8vo,	3 00
* Tillson's Complete Automobile Instructor.	16mo,	1 50
* Titsworth's Elements of Mechanical Drawing.	Oblong 8vo,	1 25
Warren's Elements of Machine Construction and Drawing.	8vo,	7 50
* Waterbury's Vest Pocket Hand-book of Mathematics for Engineers. 2½ × 5½ inches, mor.		1 00
* Enlarged Edition, Including Tables.	mor.	1 50
Weisbach's Kinematics and the Power of Transmission. (Herrmann— Klein.)	8vo,	00
Machinery of Transmission and Governors. (Hermann—Klein.)	8vo,	00
Wood's Turbines.	8vo,	5 50

MATERIALS OF ENGINEERING.

Burr's Elasticity and Resistance of the Materials of Engineering.	8vo,	7 50
Church's Mechanics of Engineering.	8vo,	6 00
Mechanics of Solids (Being Parts I, II, III of Mechanics of Engineering). 8vo,		4 50
* Greene's Structural Mechanics.	8vo,	2 50
Holley's Analysis of Paint and Varnish Products. (In Press.)		
* Lead and Zinc Pigments.	Large 12mo,	3 00
Johnson's (C. M.) Rapid Methods for the Chemical Analysis of Special Steels, Steel-Making Alloys and Graphite	Large 12mo,	3 00
Johnson's (J. B.) Materials of Construction.	8vo,	6 00
Keep's Cast Iron.	8vo,	2 50
* King's Elements of the Mechanics of Materials and of Power of Trans- mission.	8vo,	2 50
Lanza's Applied Mechanics.	8vo,	7 50
Lowe's Paints for Steel Structures.	12mo,	1 00
Maire's Modern Pigments and their Vehicles.	12mo,	2 00
Maurer's Technical Mechanics.	8vo,	4 00
Merriman's Mechanics of Materials.	8vo,	5 00
* Strength of Materials.	12mo,	1 00
Metcalf's Steel. A Manual for Steel-users.	12mo,	2 00
* Murdock's Strength of Materials.	12mo,	2 00
Sabin's Industrial and Artistic Technology of Paint and Varnish.	8vo,	3 00
Smith's (A. W.) Materials of Machines.	12mo,	1 00
* Smith's (H. E.) Strength of Material.	12mo,	1 25
Thurston's Materials of Engineering.	3 vols., 8vo,	8 00
Part I. Non-metallic Materials of Engineering,	8vo,	2 00
Part II. Iron and Steel.	8vo,	3 50
Part III. A Treatise on Brasses, Bronzes, and Other Alloys and their Constituents.	8vo,	2 50

	(In Press.)	
Wood's (De V.) Elements of Analytical Mechanics.	8vo,	\$3 00
Treatise on the Resistance of Materials and an Appendix on the Preservation of Timber.	8vo,	2 00
Wood's (M. P.) Rustless Coatings: Corrosion and Electrolysis of Iron and Steel.	8vo,	4 00

STEAM-ENGINES AND BOILERS.

Berry's Temperature-entropy Diagram. Third Edition Revised and Enlarged.	12mo,	2 50
Carnot's Reflections on the Motive Power of Heat. (Thurston.)	12mo,	1 50
Chase's Art of Pattern Making.	12mo,	2 50
Creighton's Steam-engine and other Heat Motors.	8vo,	5 00
Dawson's "Engineering" and Electric Traction Pocket-book. . . .	16mo, mor.	5 00
* Gebhardt's Steam Power Plant Engineering.	8vo,	6 00
Goss's Locomotive Performance.	8vo,	5 00
Hemenway's Indicator Practice and Steam-engine Economy.	12mo,	2 00
Hirshfeld and Barnard's Heat Power Engineering. (In Press.)		
Hutton's Heat and Heat-engines.	8vo,	5 00
Mechanical Engineering of Power Plants.	8vo,	5 00
Kent's Steam Boiler Economy.	8vo,	4 00
Kneass's Practice and Theory of the Injector.	8vo,	1 50
MacCord's Slide-valves.	8vo,	2 00
Meyer's Modern Locomotive Construction.	4to,	10 00
Miller, Berry, and Riley's Problems in Thermodynamics.	8vo, paper,	0 75
Moyer's Steam Turbine.	8vo,	4 00
Peabody's Manual of the Steam-engine Indicator.	12mo,	1 50
Tables of the Properties of Steam and Other Vapors and Temperature-Entropy Table.	8vo,	1 00
Thermodynamics of the Steam-engine and Other Heat-engines. . . .	8vo,	5 00
* Thermodynamics of the Steam Turbine.	8vo,	3 00
Valve-gears for Steam-engines.	8vo,	2 50
Peabody and Miller's Steam-boilers.	8vo,	4 00
Pupin's Thermodynamics of Reversible Cycles in Gases and Saturated Vapors. (Osterberg.)	12mo,	1 25
Reagan's Locomotives: Simple, Compound, and Electric. New Edition.		
	Large 12mo,	3 50
Sinclair's Locomotive Engine Running and Management.	12mo,	2 00
Smart's Handbook of Engineering Laboratory Practice.	12mo,	2 50
Snow's Steam-boiler Practice.	8vo,	3 00
Spangler's Notes on Thermodynamics.	12mo,	1 00
Valve-gears.	8vo,	2 50
Spangler, Greene, and Marshall's Elements of Steam-engineering. . . .	8vo,	3 00
Thomas's Steam-turbines.	8vo,	4 00
Thurston's Handbook of Engine and Boiler Trials, and the Use of the Indicator and the Prony Brake.	8vo,	5 00
Handy Tables.	8vo,	1 50
Manual of Steam-boilers, their Designs, Construction, and Operation	8vo,	5 00
Manual of the Steam-engine.	2 vols., 8vo,	10 00
Part I. History, Structure, and Theory	8vo,	6 00
Part II. Design, Construction, and Operation.	8vo,	6 00
Wehrenfennig's Analysis and Softening of Boiler Feed-water. (Patterson)		
	8vo,	4 00
Weisbach's Heat, Steam, and Steam-engines. (Du Bois.)	8vo,	5 00
Whitham's Steam-engine Design.	8vo,	5 00
Wood's Thermodynamics, Heat Motors, and Refrigerating Machines. . .	8vo,	4 00

MECHANICS PURE AND APPLIED.

Church's Mechanics of Engineering.	8vo,	6 00
Mechanics of Fluids (Being Part IV of Mechanics of Engineering). . .	8vo,	3 00
* Mechanics of Internal Works.	8vo,	1 50
Mechanics of Solids (Being Parts I, II, III of Mechanics of Engineering).		
	8vo,	4 50
Notes and Examples in Mechanics.	8vo,	2 00



THIS PAGE IS LOCKED TO FREE MEMBERS

Purchase full membership to immediately unlock this page



HISTORY

Tens of thousands of important historical sources, many previously unobtainable, are now available for the first time with a Forgotten Books Full Membership.

Unlimited Access
\$8.99/month

Continue

*Fair usage policy applies

* Ries and Leighton's History of the Clay-working industry of the United States.....	8vo,	\$2 50
* Rowe's Practical Mineralogy Simplified.....	12mo,	1 25
* Tillman's Text-book of Important Minerals and Rocks.....	8vo,	2 00
Washington's Manual of the Chemical Analysis of Rocks.	8vo,	2 00

MINING.

* Beard's Mine Gases and Explosions.	Large 12mo,	3 00
* Crane's Gold and Silver.	8vo,	5 00
* Index of Mining Engineering Literature.....	8vo,	4 00
	* 8vo, mor.	5 00
* Ore Mining Methods.	8vo,	3 00
* Dana and Saunders's Rock Drilling.	8vo,	4 00
Douglas's Untechnical Addresses on Technical Subjects.	12mo,	1 00
Eissler's Modern High Explosives.....	8vo,	4 00
Goesel's Minerals and Metals: A Reference Book.....	16mo, mor.	3 00
Ihlseng's Manual of Mining.	8vo,	5 00
* Iles's Lead Smelting.	12mo,	2 50
* Peele's Compressed Air Plant.....	8vo,	3 50
Riemer's Shaft Sinking Under Difficult Conditions. (Corning and Peele.)	8vo,	3 00
* Weaver's Military Explosives	8vo,	3 00
Wilson's Hydraulic and Placer Mining. 2d edition, rewritten.	12mo,	2 50
Treatise on Practical and Theoretical Mine Ventilation	12mo,	1 25

SANITARY SCIENCE.

Association of State and National Food and Dairy Departments, Hartford Meeting, 1906.	8vo,	3 00
Jamestown Meeting, 1907.	8vo,	3 00
* Bashore's Outlines of Practical Sanitation.	12mo,	1 25
Sanitation of a Country House.	12mo,	1 00
Sanitation of Recreation Camps and Parks.	12mo,	1 00
* Chapin's The Sources and Modes of Infection.....	Large 12mo,	3 00
Folwell's Sewerage. (Designing, Construction, and Maintenance.)	8vo,	3 00
Water-supply Engineering.	8vo,	4 00
Fowler's Sewage Works Analyses.	12mo,	2 00
Fuertes's Water-filtration Works.	12mo,	2 50
Water and Public Health.	12mo,	1 50
Gerhard's Guide to Sanitary Inspections.....	12mo,	1 50
* Modern Baths and Bath Houses.	8vo,	3 00
Sanitation of Public Buildings.	12mo,	1 50
* The Water Supply, Sewerage, and Plumbing of Modern City Buildings.	8vo,	4 00
Hazen's Clean Water and How to Get It.	Large 12mo,	1 50
Filtration of Public Water-supplies.	8vo,	3 00
* Kinnicutt, Winslow and Pratt's Sewage Disposal.....	8vo,	3 00
Leach's Inspection and Analysis of Food with Special Reference to State Control.	8vo,	7 50
Mason's Examination of Water. (Chemical and Bacteriological).....	12mo,	1 25
Water-supply. (Considered principally from a Sanitary Standpoint).	8vo,	4 00
* Mast's Light and the Behavior of Organisms.....	Large 12mo,	2 50
* Merriman's Elements of Sanitary Engineering.	8vo,	2 00
Ogden's Sewer Construction	8vo,	3 00
Sewer Design.....	12mo,	2 00
Parsons's Disposal of Municipal Refuse.	8vo,	2 00
Prescott and Winslow's Elements of Water Bacteriology, with Special Reference to Sanitary Water Analysis.	12mo,	1 50
* Price's Handbook on Sanitation.	12mo,	1 50
Richards's Conservation by Sanitation.....	8vo,	2 50
Cost of Cleanness.	12mo,	1 00
Cost of Food. A Study in Dietaries.	12mo,	1 00
Cost of Living as Modified by Sanitary Science.	12mo,	1 00
Cost of Shelter.	12mo,	1 00
* Richards and Williams's Dietary Computer.	8vo,	1 50

Richards and Woodman's Air, Water, and Food from a Sanitary Stand-point.	8vo,	\$2 00
* Richey's Plumbers', Steam-fitters', and Tinnners' Edition (Building Mechanics' Ready Reference Series).	16mo. mor.	1 50
Rideal's Disinfection and the Preservation of Food.	8vo,	4 00
Soper's Air and Ventilation of Subways.	12mo,	2 50
Turneure and Russell's Public Water-supplies.	8vo,	5 00
Venable's Garbage Crematories in America.	8vo,	2 00
Method and Devices for Bacterial Treatment of Sewage.	8vo,	3 00
Ward and Whipple's Freshwater Biology. (In Press.)		
Whipple's Microscopy of Drinking-water.	8vo,	3 50
* Typhoid Fever.	Large 12mo,	3 00
Value of Pure Water.	Large 12mo,	1 00
Winslow's Systematic Relationship of the Coccaceæ.	Large 12mo,	2 50

MISCELLANEOUS.

* Burt's Railway Station Service.	12mo,	2 00
* Chapin's How to Enamel.	12mo.	1 00
Emmons's Geological Guide-book of the Rocky Mountain Excursion of the International Congress of Geologists.	Large 8vo,	1 50
Ferrel's Popular Treatise on the Winds.	8vo,	4 00
Fitzgerald's Boston Machinist.	18mo,	1 00
* Fritz, Autobiography of John.	8vo,	
Gannett's Statistical Abstract of the World.	24mo,	75
Haines's American Railway Management.	12mo,	2 50
Hanausek's The Microscopy of Technical Products. (Winton).	8vo,	5 00
Jacobs's Betterment Briefs. A Collection of Published Papers on Organized Industrial Efficiency.	8vo,	3 50
Metcalfe's Cost of Manufactures, and the Administration of Workshops. 8vo,		5 00
Putnam's Nautical Charts.	8vo,	2 00
Ricketts's History of Rensselaer Polytechnic Institute 1824-1894.	Large 12mo,	3 00
* Rotch and Palmer's Charts of the Atmosphere for Aeronauts and Aviators.	Oblong 4to,	2 00
Rotherham's Emphasised New Testament.	Large 8vo,	2 00
Rust's Ex-Meridian Altitude, Azimuth and Star-finding Tables.	8vo	5 00
Standage's Decoration of Wood, Glass, Metal, etc.	12mo	2 00
Thome's Structural and Physiological Botany. (Bennett).	16mo,	2 25
Westermaier's Compendium of General Botany. (Schneider).	8vo,	2 00
Winslow's Elements of Applied Microscopy.	12mo,	1 50

HEBREW AND CHALDEE TEXT-BOOKS.

Gesenius's Hebrew and Chaldee Lexicon to the Old Testament Scriptures. (Tregelles).	Small 4to, half mor,	5 00
Green's Elementary Hebrew Grammar.	12mo,	1 25